



Woodpeak[®]
LIVING GREEN FLOORS

General Catalogue

100% Made in Spain

Woodpeak embraces nature and respects the environment. This collection embodies our philosophy by maximizing the use of raw materials by slicing it into very thin slices instead of using thick lumber boards where most of the wood is not used to its full extent.

The ultimate flooring solution for high traffic areas. The construction of this collection compounds glue deep into the wood grains until it is fully saturated.

During the finishing process, the top layer wood absorbs part of the varnish, which then bonds with the glue. The wood is completely saturated then hardens and becomes stronger in the process.



General Catalogue

100% Made in Spain

2. **ECONOMICAL**. Woodpeak prices offer authentic **REAL WOOD** at comparable quality laminate products.

1. **"GREEN"** Woodpeak collection uses sustainable products. ECO Raw materials are optimised by using a thin top layer (0,6mm) of authentic wood species. In addition, we use water base stains and glues without any VOCs.

3. **DURABILITY**. Constructed on **HDF (High Density Fibreboard)** substructure using **SSI (Super Strong Impregnation)** system. This process offers a superior abrasion and impact resistance than typical wood flooring. During the pressing process the adhesive is pressed together into the wood until the saturation level is achieved. The wood fibers absorb the lacquers making contact with the adhesive and ultimately offers a superior hardened surface seal of Micro **"Corindon Particles"**.

4. **HYGIENIC**. Antibacterial.

Woodpeak[®]
LIVING GREEN FLOORS

7. **STABILITY**. Perfectly calibrated floorboards. All Woodpeak products use a finishing coat of varnish under the substructure for extra stability and added fire resistance.

5. **LOCKSTP**. A truly unique interlocking system. The worldwide patent LOCKSTP perfectly bonds Woodpeak products together without using adhesive.

6. **AUTHENTIC WOOD** species make every Woodpeak floors truly unique: Lightly wire **brushed** finish highlights the natural essence of the wood fibers.

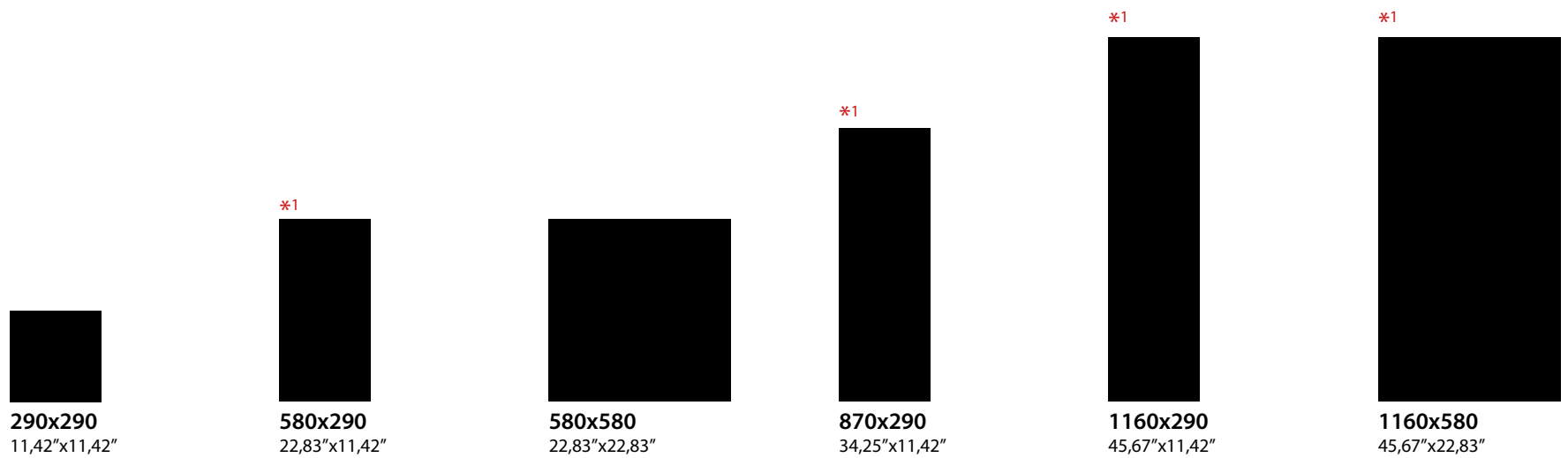


Index

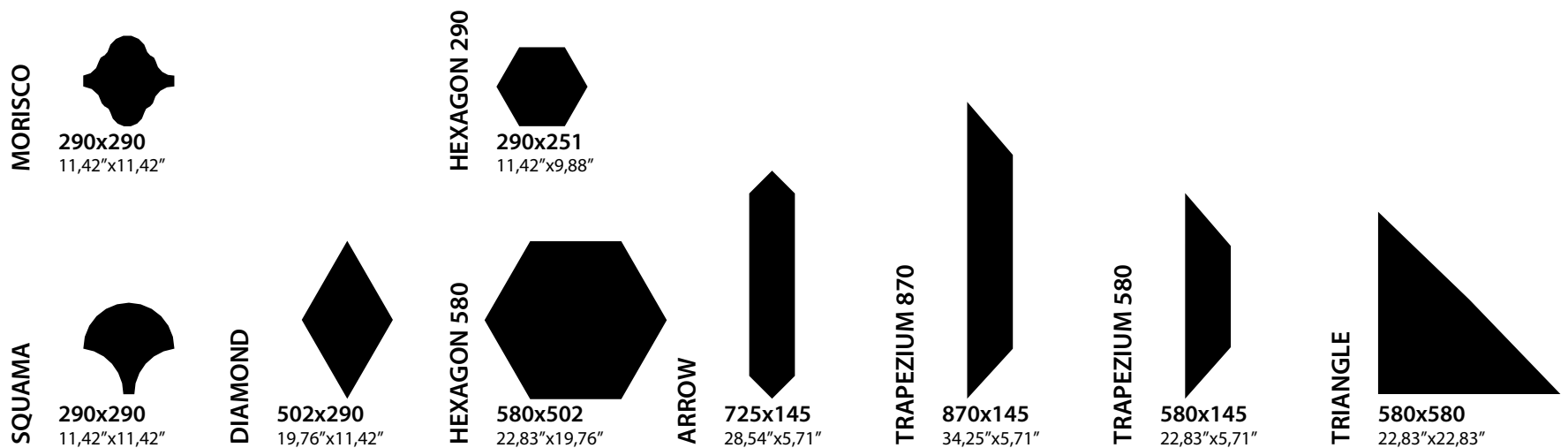
STANDARD 10 FORMATS / FORMATOS / FORMATI / 尺寸及样式	4	MULTI-RIGATO	70
STANDARD 10 STRUCTURE / COMPOSICION / COMPOSIZIONE / 组成	6	ARROW	73
SYSTEM / SISTEMA / SISTEMA / 模块化系统	6	TRENCADIS PREMIUM 16	74
PREMIUM16 FORMATS / FORMATOS / FORMATI / 尺寸及样式	7	VERSAILLES PREMIUM 16	79
PREMIUM16 STRUCTURE / COMPOSICION / COMPOSIZIONE / 组成	7	ACCESSORIES / ACCESORIOS / ACCESSORI / 配件	80
COLORS / COLORES / COLORI / 花色	8	BOARD DILATATION / JUNTA DE DILATACION / GIUNTE DI DILATAZIONE / 伸缩缝	81
WOODPEAK+	10	STANDARD STAIRS / ESTANDAR ESCALERAS / STANDARD SCALE / 标准楼梯	81
CHEVRON	32	STP SILENT UNDERLAY	82
MORISCO	40	EUROBI 2C+	83
SQUAMA	43	EUROMONO+	83
DIAMOND	44	INSTALLATION PROCEDURES / PROCEDIMIENTOS DE INSTALACION / PROCEDURE D'INSTALLAZIONE / 安装程序	84
HEXAGON	46	MAINTENANCE INSTRUCTIONS / INSTRUCCIONES DE MANTENIMIENTO / ISTRUZIONI DI MANUTENZIONE / 维护说明	85
RHOMBUS	49	TECHNICAL FEATURES / INFORMACIONES TECNICAS / INFORMAZIONI TECNICHE / 技术特点	86
TRAPEZIUM	51	PACKING LIST / 打包清单	87
TRIANGLE	55	NOTES / NOTAS / NOTE / 笔记	89
SILHOUETTE	58		
BRAID	61		
TRENCADIS	64		
SPIKE	67		

STANDARD 10 FORMATS / FORMATOS / FORMATI / 尺寸及样式

- *1 UPON REQUEST, FORMATS ARE ALSO AVAILABLE WITH TRANSVERSAL GRAIN
- *2 HERRINGBONE ENGINEERING AVAILABLE UPON REQUEST
- *3 TAVOLE WPK, ENGINEERED WITH TRADITIONAL TONGUES & GROOVES SYSTEM FOR GLUE DOWN INSTALLATION. POSSIBILITY OF WPK LISTONE WITH LOCKSTP SYSTEM DEPENDING ON THE PROJECT



Wpk⁺



Wpk DESIGN®

100% Made in Spain



*2

580x145
22,83"x5,71"



*2

870x145
34,25"x5,71"



*2

1160x145
45,67"x5,71"



*2

1160x195
45,67"x7,68"

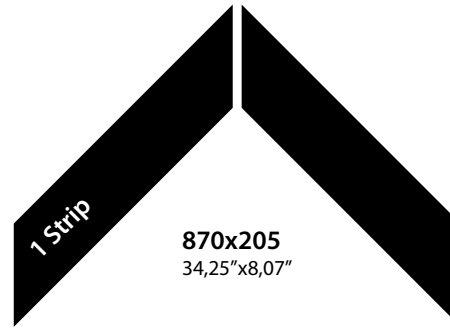


2320x145
91,34"x5,71"



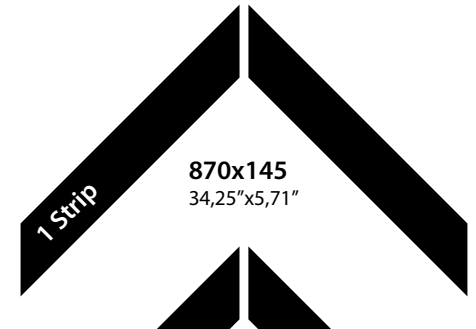
2320x195
91,34"x7,68"

Tavole® Wpk *3



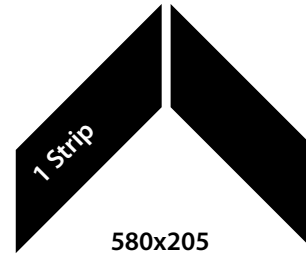
1 Strip

870x205
34,25"x8,07"



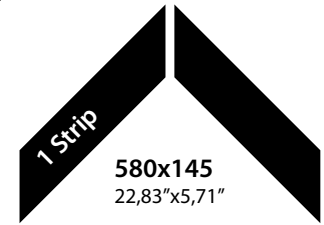
1 Strip

870x145
34,25"x5,71"



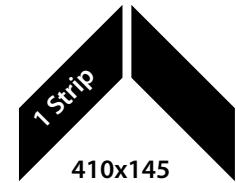
1 Strip

580x205
22,83"x8,07"



1 Strip

580x145
22,83"x5,71"




1 Strip

410x145
16,14"x5,71"

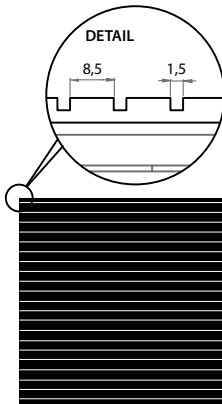
Wpk Chevron®

SILHOUETTE



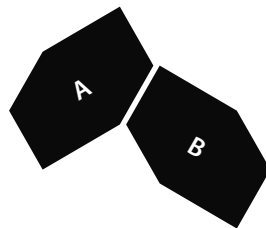
783x580
30,83"x22,83"

MULTI-RIGATO



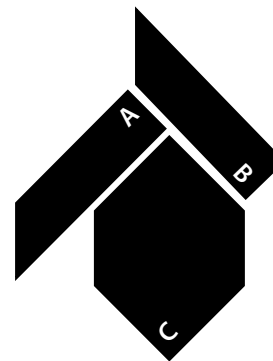
580x580
22,83"x22,83"

SPIKE



416x285
16,38"x11,22"

BRAID



615x410
24,21"x16,14"

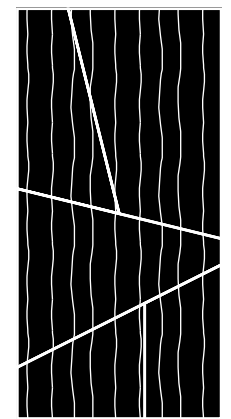
A / B
580x145
22,83"x5,71"

RHOMBUS



1160x290
45,67"x11,42"

TRENCADIS



1160x580
45,67"x22,83"



FINISH. 12 coats of High Traffic varnish. Brushed open pore grain highlights the natural essence of the wood.

TOP LAYER. 0,6 mm NOBLE WOOD, micro-bevelled.

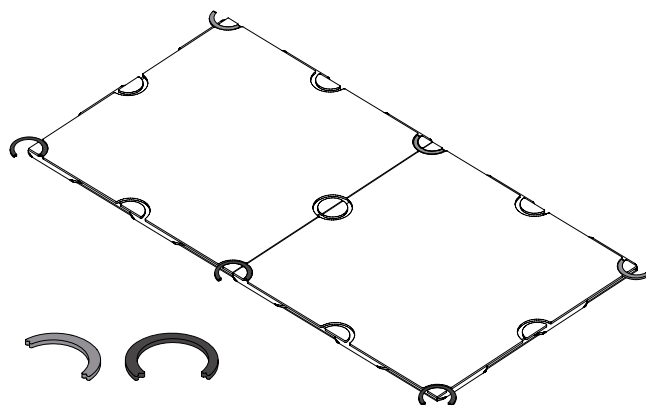
CORE. 9 mm HDF (High-Density Fibreboard, with density >900kg/m³)

SUBSTRUCTURE. Contra-balance 0,6 mm Wood veneer with a finishing coat of varnish for extra stability and fire resistance.

LOCKSTP®

EXCELLENT GLUELESS SYSTEM

Glueless System
Patent-protected worldwide



LockSTP is an innovative glueless flooring system which provides a precision interlocking bond between formats every time.

LockSTP es un innovador sistema de colocación en seco. Gracias a sus anclajes y a la precisión de su mecanizado se garantiza una unión perfecta sin necesidad de cola.

LockSTP è l'innovativo sistema di posa flottante che con i suoi particolari giunti e precisi incastri assicura una perfetta resistenza e tenuta senza l'impiego di colla.

LOCKSTP地板锁扣是一种创新无胶地板系统，精准内锁环系统为地板提供了不需使用粘合剂的完美结合。



Covering hooks, for glueless wall applications.

Enganche de revestimiento, para la fijación de las piezas a pared sin necesidad de cola.

Clips da rivestimento, per fissaggio al muro senza colla.

金属扣挂钩，用于无胶的墙面安装。



Union rings for joint pieces. * White ring for use only in Chevron, Diamond and Hexagon installation.


Anillas para la unión de piezas. * La anilla blanca solamente se utiliza para la instalación de Chevron, Diamond y Hexagon.

Anelli per unione di pezzi. * Gli anelli bianchi solo si utilizzano per la posa di Chevron, Diamond e Hexagon.

三种环形锁扣。白色地板扣仅用于鱼骨拼及异形款式地板的安装。

CERTIFICATIONS




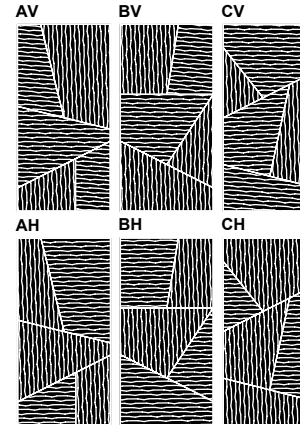


TRENCADIS PREMIUM 16

3 different designs composed of 5 different portions of 0,6mm noble wood plus 9mm of HDF with different grain direction, all of them assembled on a 6mm plywood base. Then, for each design, two different variations, Horizontal and Vertical. 16mm nominal thickness

VERSAILLES PREMIUM 16

Palace design composed of the different portions of 0,6mm noble wood plus 9mm of HDF with different grain direction, all of them assembled on a 6mm plywood base. 16mm nominal thickness



FINISH. 12 coats of High Traffic varnish. Brushed open pore grain highlights the natural essence of the wood.

TOP LAYER. 0,6 mm NOBLE WOOD, micro-bevelled.

CORE. 9 mm HDF (High-Density Fibreboard, with density >900kg/m³)

SUBSTRUCTURE. Contra-balance 0,6 mm Wood veneer with a finishing coat of varnish for extra stability and fire resistance.

BASE. 6 mm 100% birch plywood.




TRENCADIS PREMIUM 16 1160X580 OAK OLIVE

EUROPEAN WHITE OAK (100% Wood Veneer, Oak) ¹



OAK
NATURAL




OAK
NATURALIZZATO



OAK
NATURE



OAK
SBIANCATO



OAK
BRUNELLO

EUROPEAN WHITE OAK (100% Wood Veneer, Oak) ¹



OAK
SMOKED RED



OAK
QUERCIA ANTICA



OAK
ASH



OAK
LIMESTONE



OAK
STONE

DELUX OAK (100% Wood Veneer, Oak) ¹

KNOTS



OAK
AGED SBIANCATO²



OAK
AGED²

METALLIZZATI



OAK
LAVA DARK³

THERMO



OAK
MOCCA²

TINTE UNITE OAK



OAK
CHERRY³

TINTE UNITE OAK (100% Wood Veneer, Oak) ¹



OAK
TORTORA³



OAK
TURQUOISE³

AMERICAN WALNUT (100% Wood Veneer, American Walnut)



A. WALNUT
NATURAL



A. WALNUT
LIGHT



A. WALNUT
SBIANCATO

¹Additional colors, species, herringbone and formats with transversal grain are also available upon request (Minimum order of 200 sqm per color). ²Color & tone may vary from plank to plank due to reactive stain and/or treated veneer. ³Lacquered colors, then it will be resistant to moderate traffic, instead of high traffic.

COLORS / COLORES / COLORI / 花色

EUROPEAN WHITE OAK (100% Wood Veneer, Oak) ¹



OAK
COGNAC



OAK
PIAZZA DEI SIGNORI



OAK
EMERALD



OAK
MAKE UP WHITE



OAK
SMOKED

EUROPEAN WHITE OAK (100% Wood Veneer, Oak) ¹



OAK
BORGHETTO



OAK
ANTICATO



OAK
BOTANIC



OAK
OLIVE²



OAK
ANTIQUE LAVA²

TINTE UNITE OAK (100% Wood Veneer, Oak) ¹



OAK
EXTRA WHITE³



OAK
GRIGIO CEMENTO³



OAK
GRIGIO PERLA³



OAK
INDIGO³




OAK
MENTHA³

AMERICAN WALNUT



A. WALNUT
HONEY



A. WALNUT
ASH



EXOTIC
IROKO

EXOTIC
EBANO



EXOTIC
WENGE




EXOTIC
TEAK

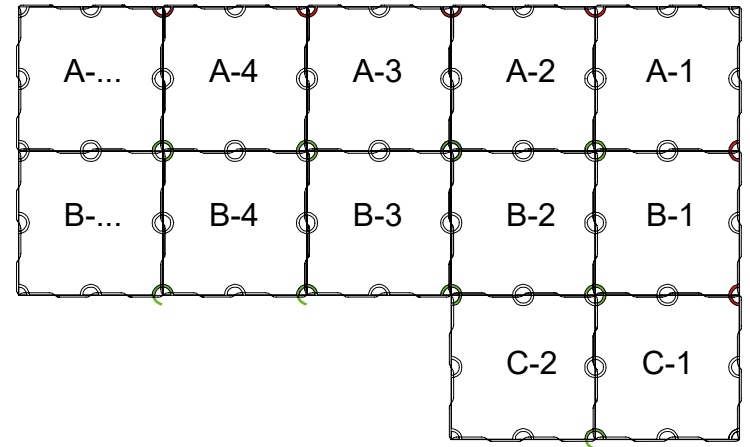
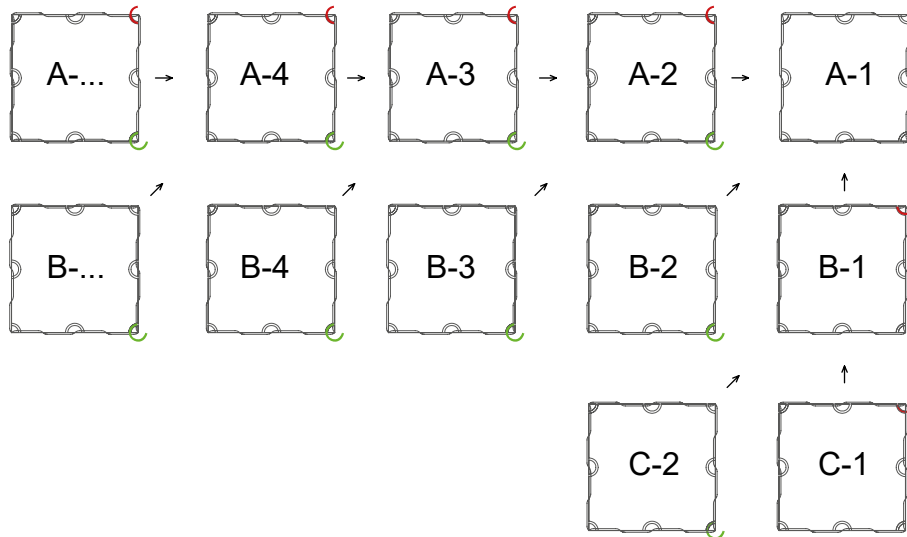
⁴Wood is a natural product and contains variations in grain, mineral streaks and knots that may not be represented by these images. Lighting, camera settings and printer configurations may also affect the colors represented in these photos. Please review samples and consult a sales specialist before placing orders.

100% Made in Spain

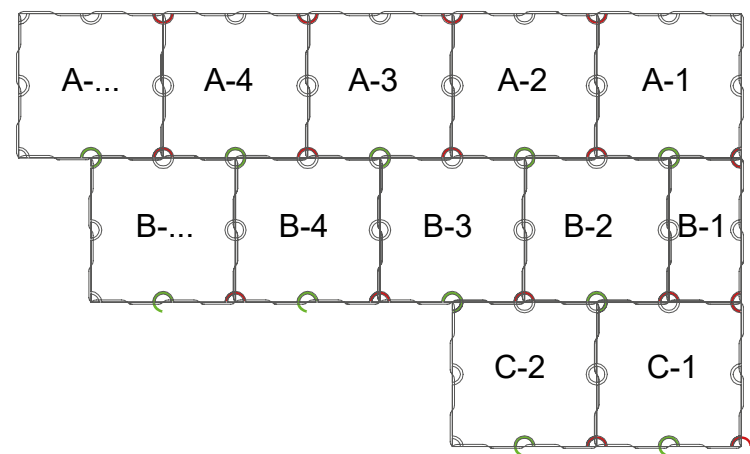
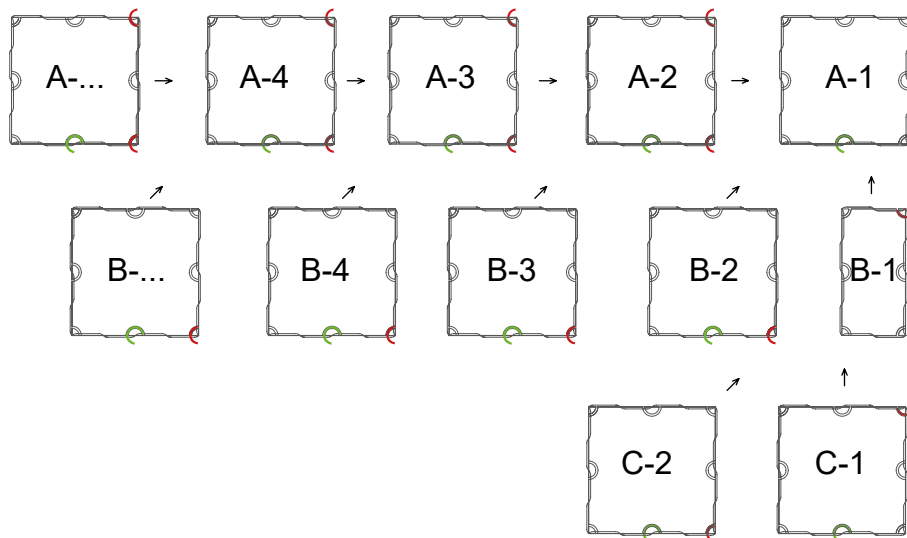
WOODPEAK+ 580X580 AMERICAN WALNUT NATURAL (MOUNTING TYPE A)



JACK AND JACK ASSEMBLY / ESQUEMA DE MONTAJE LINEAL
/ SCHEMA DI MONTAGGIO LINEARE / 直拼

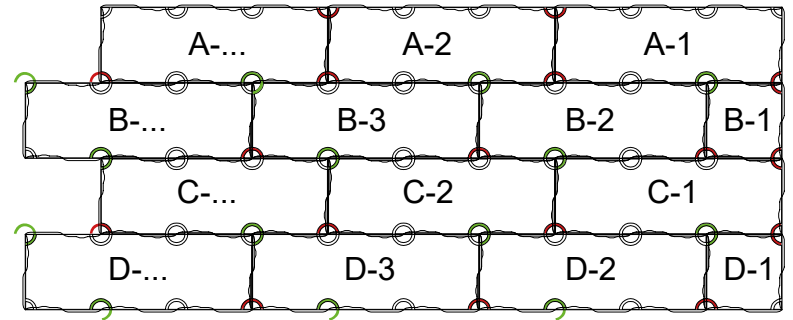
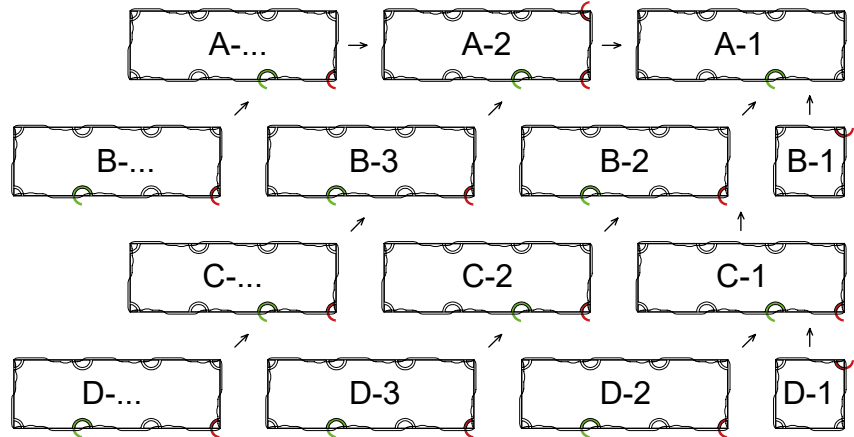


HALF RUNNING BOND ASSEMBLY SCHEME / ESQUEMA DE MONTAJE TRABADO A MITAD
/ SCHEMA DI MONTAGGIO SFALSATO A METÀ / 半错开装配方案

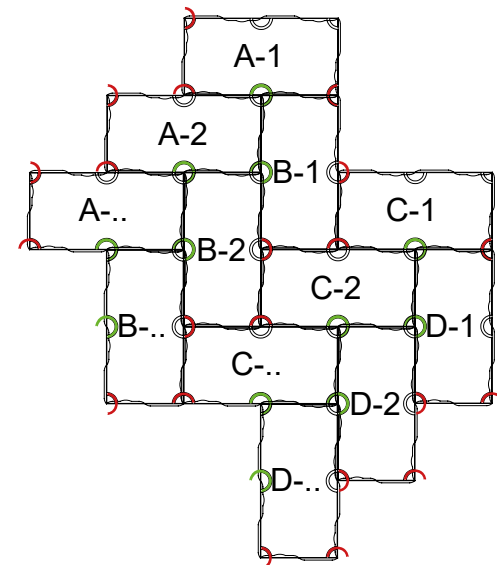
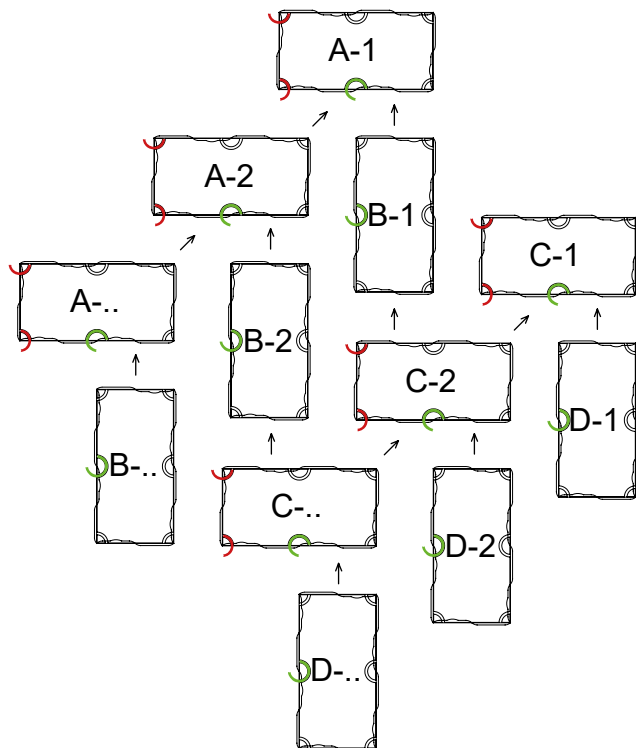



100% Made in Spain

ONE-THIRD RUNNING ASSEMBLY SCHEME / ESQUEMA DE MONTAJE TRABADO A UN TERCIO
/ SCHEMA DI MONTAGGIO SFALSATO A UN TERZO / 三分之一错开装配方案



HERRINGBONE ASSEMBLY SCHEME / ESQUEMA DE MONTAJE DE ESPIGA
/ SCHEMA DI MONTAGGIO A SPINA / 人字拼装方案





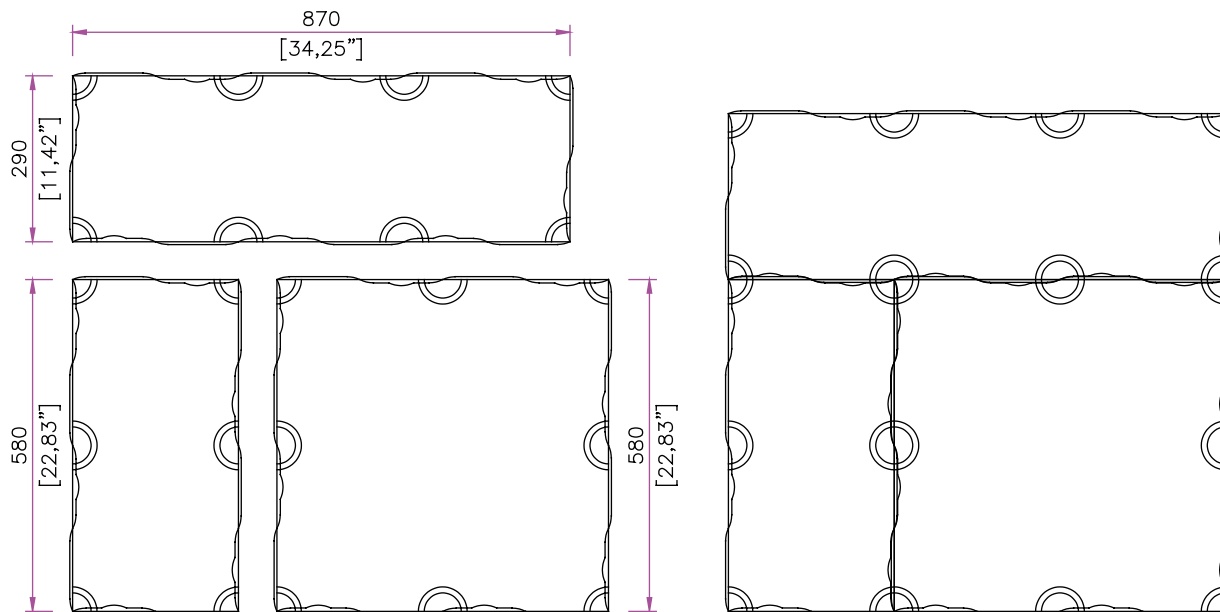
WOODPEAK+ 870X290 - 580X580 - 580X290 OAK BOTANIC (MOUNTING TYPE U)

100% Made in Spain



WOODPEAK+ 870X290 - 580X580 - 580X290 OAK NATURALIZZATO (MOUNTING TYPE U)

U MOUNTING SCHEME / ESQUEMA DE MONTAJE U
/ SCHEMA DI MONTAGGIO U / U直拼



WPK-U1				WPK-U2				WPK-U3				WPK-U4			
Format	580x580	870x290	580x290	Format	580x580	870x290	580x290	Format	580x580	870x290	580x290	Format	580x580	870x290	580x290
% m ²	44.45 %	33.33 %	22.22 %	% m ²	44.45 %	33.33 %	22.22 %	% m ²	44.45 %	33.33 %	22.22 %	% m ²	44.45 %	33.33 %	22.22 %
WPK-U5				WPK-U6				WPK-U7				WPK-U8			
Format	580x580	870x290	580x290	Format	580x580	870x290	580x290	Format	580x580	870x290	580x290	Format	580x580	870x290	580x290
% m ²	44.45 %	33.33 %	22.22 %	% m ²	44.45 %	33.33 %	22.22 %	% m ²	44.45 %	33.33 %	22.22 %	% m ²	44.45 %	33.33 %	22.22 %

100% Made in Spain




100% Made in Spain

WOODPEAK+ 580X580 - 580X290 OAK MOCCA (MOUNTING TYPE O)

WOODPEAK+

Woodpeak®
PURE GREEN FINISH



100% Made in Spain



WOODPEAK+ 870X290 - 580X580 - 580X290 OAK AGED (MOUNTING TYPE U)

LOCK3TP®
INTELLIGENT CLIPPING SYSTEM

A		B		C		E	
Format	290x290 - 580x580	Format	290x290 - 580x580	Format	580x290 - 870x290 - 1160x290 - 1160x580	Format	580x290 - 870x290 - 1160x290 - 1160x580
% m ²	100 %	% m ²	100 %	% m ²	100 %	% m ²	100 %
F		G		I		H	
Format	580x290 - 1160x580	Format	870x290 - 1160x290 - 1160x580	Format	580x290 - 1160x290 - 1160x580	Format	580x290 - 870x290 - 1160x290 - 1160x580
% m ²	100 %	% m ²	100 %	% m ²	100 %	% m ²	100 %
J		K		M		Q	
Format	870x290	Format	580x290 - 1160x580	Format	580x290 - 1160x580 290x290 - 580x580	Format	580x290 - 1160x580 290x290 - 580x580
% m ²	100 %	% m ²	100 %	% m ²	50 % 50 %	% m ²	66.67 % 33.33 %
L		R		N		O	
Format	580x290 - 1160x580 290x290 - 580x580	Format	870x290 580x290	Format	580x580 870x290	Format	580x580 580x290
% m ²	88.89 % 11.11 %	% m ²	60 % 40 %	% m ²	25 % 75 %	% m ²	50 % 50 %


100% Made in Spain

MOUNTING SCHEMES / ESQUEMAS DE MONTAJE / SCHEMI DI MONTAGGIO / 安装方案

P				S				T				V			
Format	580x580	290x290		Format	870x290 - 1160x290	580x290 - 870x290		Format	580x580	290x290		Format	580x580	580x290	
% m ²	80 %	20 %		% m ²	60 % - 57.15 %	40 % - 42.85 %		% m ²	66.67 %	33.33 %		% m ²	66.67 %	33.33 %	
U1				U2				U3				U4			
Format	580x580	870x290	580x290	Format	580x580	870x290	580x290	Format	580x580	870x290	580x290	Format	580x580	870x290	580x290
% m ²	44.45 %	33.33 %	22.22 %	% m ²	44.45 %	33.33 %	22.22 %	% m ²	44.45 %	33.33 %	22.22 %	% m ²	44.45 %	33.33 %	22.22 %
W				AB				X				Y			
Format	580x580	580x290	290x290	Format	580x580	580x290	290x290	Format	870x290		Format	580x580	580x290	290x290	
% m ²	50 %	25 %	25 %	% m ²	44.44 %	44.44 %	11.11 %	% m ²	100 %		% m ²	57.14 %	28.57 %	14.29 %	
AC				Z				AD				AG			
Format	580x580	580x290	290x290	Format	580x580	580x290	290x290	Format	580x580	290x290		Format	1160x290	870x290	580x290
% m ²	25 %	50 %	25 %	% m ²	44.44 %	44.44 %	11.11 %	% m ²	44.44 %	55.56 %		% m ²	44.44 %	33.33 %	22.22 %

100% Made in Spain

100% Made in Spain



WOODPEAK+ 580X580 - 580X290 OAK LAVA DARK (MOUNTING TYPE O)

WOODPEAK+



100% Made in Spain

WOODPEAK+ 870X290 - 580X580 - 580X290 OAK MOCCA (MOUNTING TYPE U)



100% Made in Spain



WOODPEAK+ 580X290 AMERICAN WALNUT SBIANCATO (MOUNTING TYPE H)



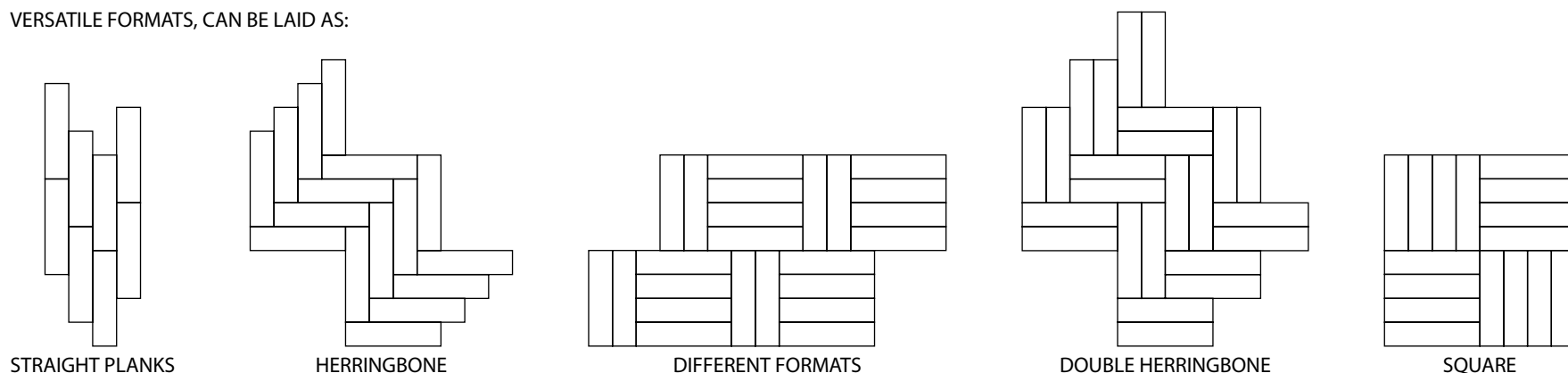
100% Made in Spain




WOODPEAK+ 1160X290 OAK SBIANCATO (MOUNTING TYPE AF)

WOODPEAK+ 1160x290 - 870x290 - 580x290 VERSATILITY/ VERSATILIDAD WOODPEAK+ 1160x290 - 870x290 - 580x290 / VERSATILITÀ WOODPEAK+ 1160x290 - 870x290 - 580x290 / WOODPEAK+ 1160x290 - 870x290 - 580x290 多功能性

VERSATILE FORMATS, CAN BE LAID AS:



AF		H		AJ		AK		X	
Format	1160x290	Format	1160x290	Format	1160x290	Format	1160x290	Format	1160x290
AF		H		J		AK		X	
Format	870x290	Format	870x290	Format	870x290	Format	870x290	Format	870x290
I		H		K		E		F	
Format	580x290	Format	580x290	Format	580x290	Format	580x290	Format	580x290



WOODPEAK+ 1160X290 OAK SMOKED RED - WENGE (MOUNTING TYPE X)

100% Made in Spain



WOODPEAK+

100% Made in Spain



WOODPEAK+ 870X290 OAK ASH - OAK LIMESTONE (MOUNTING TYPE AK)





100% Made in Spain




WOODPEAK+ 580X290 OAK MOCCA (MOUNTING TYPE H)

WOODPEAK+

100% Made in Spain



WOODPEAK+ 870X290 - 580X580 - 580X290 AMERICAN WALNUT LIGHT (MOUNTING TYPE U)





100% Made in Spain




WOODPEAK+ 870X290 - 580X580 TEAK ASIA LIGHT (MOUNTING TYPE N)



100% Made in Spain

CHEVRON 580X145 OAK COGNAC - WOODPEAK+ 580X580 OAK BRUNELLO (MOUNTING TYPE CHV-F)

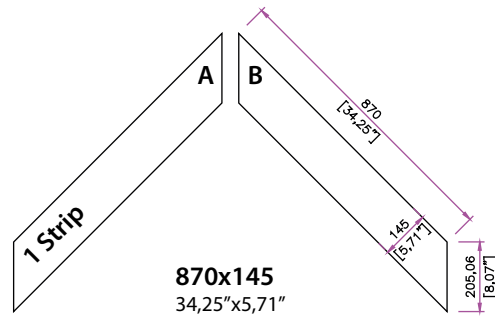
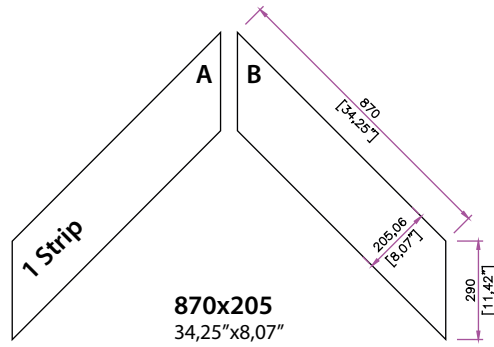


100% Made in Spain

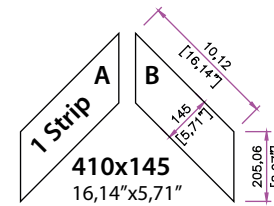
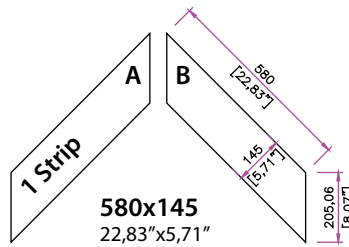
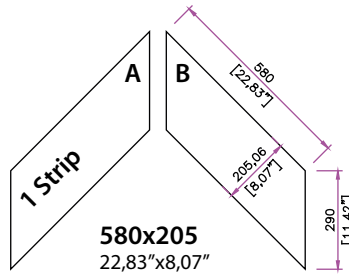


CHEVRON 410X145 OAK EMERALD (MOUNTING TYPE CHV-E)

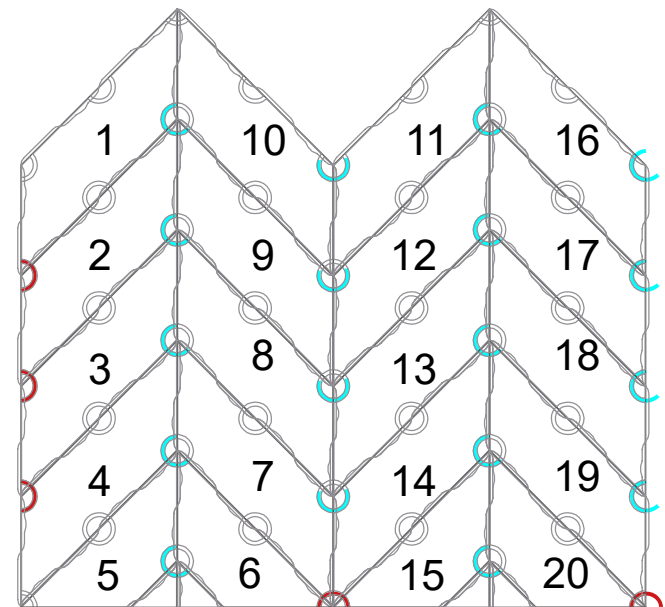
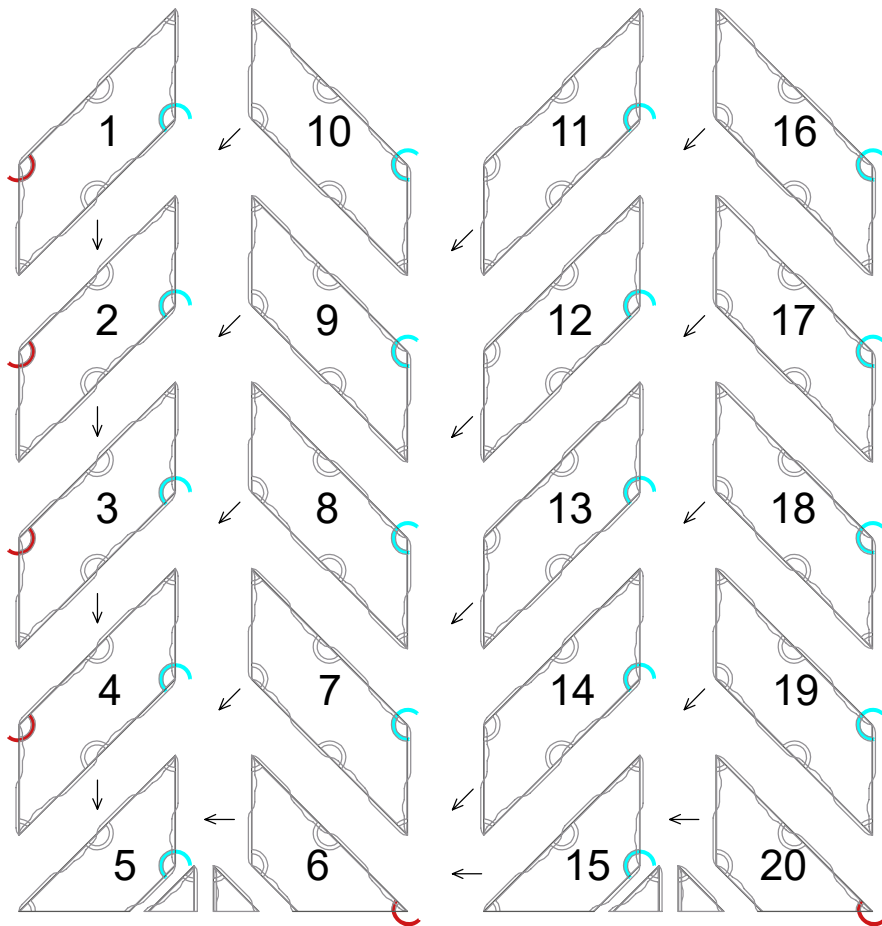
SIZES / FORMATOS / FORMATI / 尺寸及样式



*Chevron series is only available in 1 Strip



ASSEMBLY SCHEME / ESQUEMA DE MONTAJE / SCHEMA DI MONTAGGIO / 装配图



100% Made in Spain

CHV-A			CHV-B			CHV-C			CHV-J						
Format	870x205A - 580x205A - 870x145A - 580x145A	870x205B - 580x205B - 870x145B - 580x145B	Format	580x205A	580x205B	Format	870x205A - 580x205A - 870x145A - 580x145A	870x205B - 580x205B - 870x145B - 580x145B	Format	870x205A - 580x205A - 870x145A - 580x145A	870x205B - 580x205B - 870x145B - 580x145B				
% m ²	50 %	50 %	% m ²	50 %	50 %	% m ²	50 %	50 %	% m ²	67 %	33 %				
CHV-E			CHV-F			CHV-G			CHV-D						
Format	870x205A - 580x205A - 870x145A - 580x145A	870x205B - 580x205B - 870x145B - 580x145B	Format	580x580	580x205A - 580x145A 21%(205)-17%(145)	580x205B - 580x145B 21%(205)-17%(145)	Format	870x290	870/580x205A - 870/580x145A	870/580x205B - 870/580x145B	Format	580x580	290x290	580x205A	580x205B
% m ²	50 %	50 %	% m ²	58%(205)-66%(145)	21%(205)-17%(145)	21%(205)-17%(145)	% m ²	42%(205)-50%(145)	29%(205)-25%(145)	29%(205)-25%(145)	% m ²	51 %	13 %	18 %	18 %
CHV-I			CHV-K2			CHV-L			CHV-Q						
Format	870x205A - 870x145A	580x205B - 580x145B	Format	870x205A	580x205B	Format	870x205A	870x205B	Format	870x205A	870x205B	580x205A	580x205B		
% m ²	60 %	40 %	% m ²	60 %	40 %	% m ²	50 %	50 %	% m ²	25 %	25 %	25 %	25 %		
CHV-M			CHV-N			CHV-P			CHV-O						
Format	580x580	580x205A - 580x145A	870x205B - 870x145B	Format	580x580	580x290	870x290	870x205A	870x205B	Format	290x290	580x205A - 870x205A	580x205B - 870x205B		
% m ²	53%(205)-62%(145)	19%(205)-15%(145)	28%(205)-23%(145)	% m ²	30 %	15 %	23 %	16 %	16 %	% m ²	26%(580)-20%(870)	37%(580)-40%(870)	37%(580)-40%(870)		

100% Made in Spain

CHEVRON

100% Made in Spain

CHEVRON 410X145 OAK EMERALD (MOUNTING TYPE CHV-A)



100% Made in Spain



CHEVRON 580X145 OAK EXTRA WHITE - OAK SBIANCATO - OAK LIMESTONE - OAK ANTIQUE LAVA (MOUNTING TYPE CHV-A)

CHEVRON

100% Made in Spain

CHEVRON 580X145 OAK EXTRA WHITE - OAK SBIANCATO - OAK LIMESTONE - OAK ANTIQUE LAVA (MOUNTING TYPE CHV-A)



100% Made in Spain



CHEVRON 410X145 AMERICAN WALNUT ASH (MOUNTING TYPE CHV-K1)

CHEVRON

100% Made in Spain

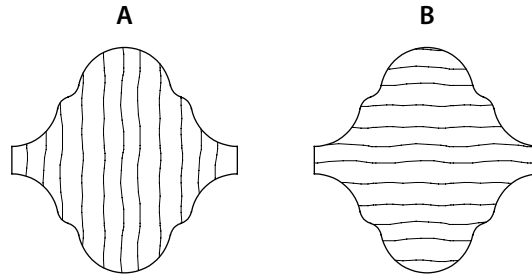
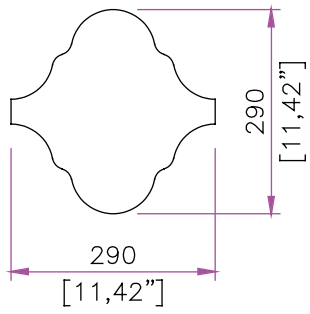


CHEVRON 410X145 OAK NATURAL (MOUNTING TYPE CHV-B)

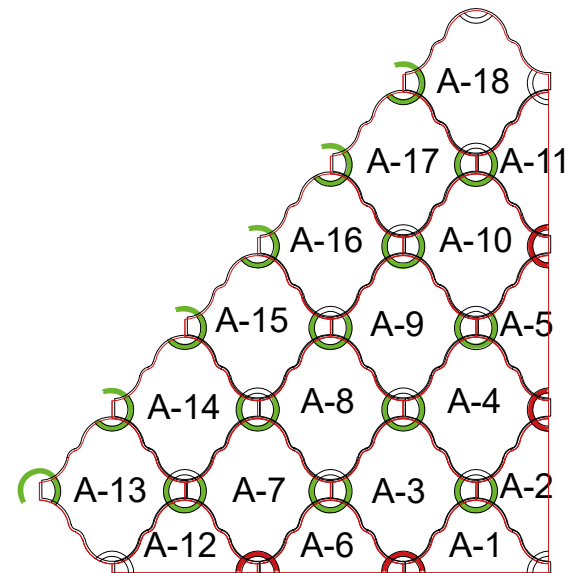
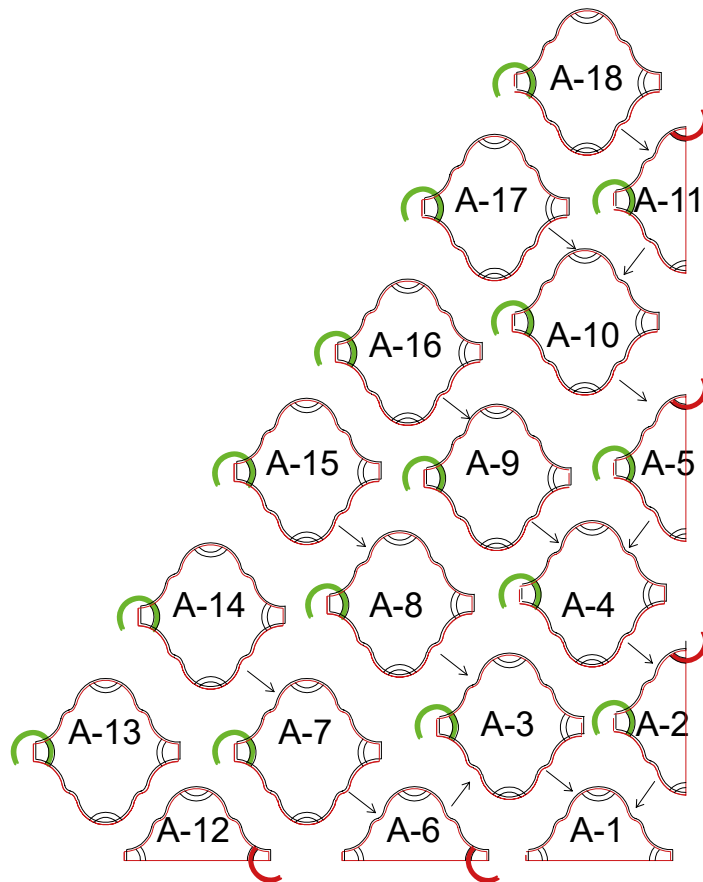


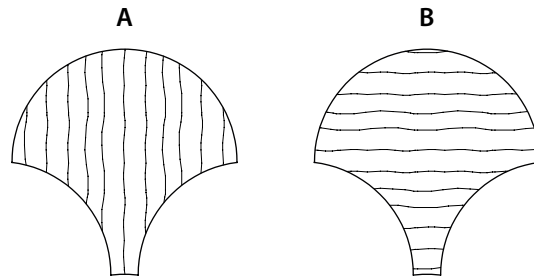
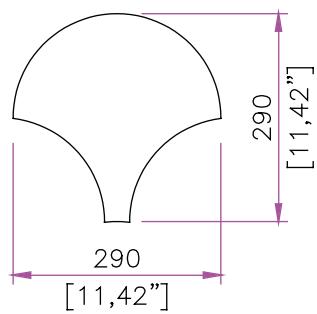
100% Made in Spain





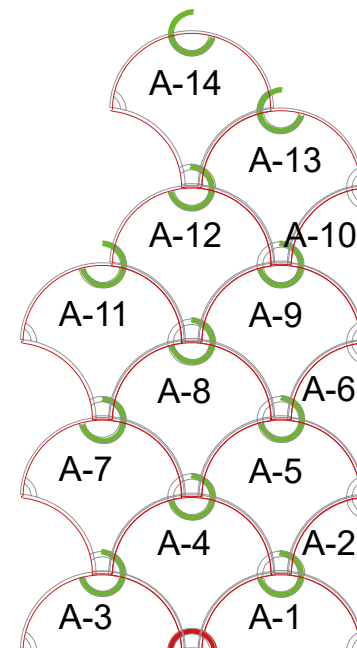
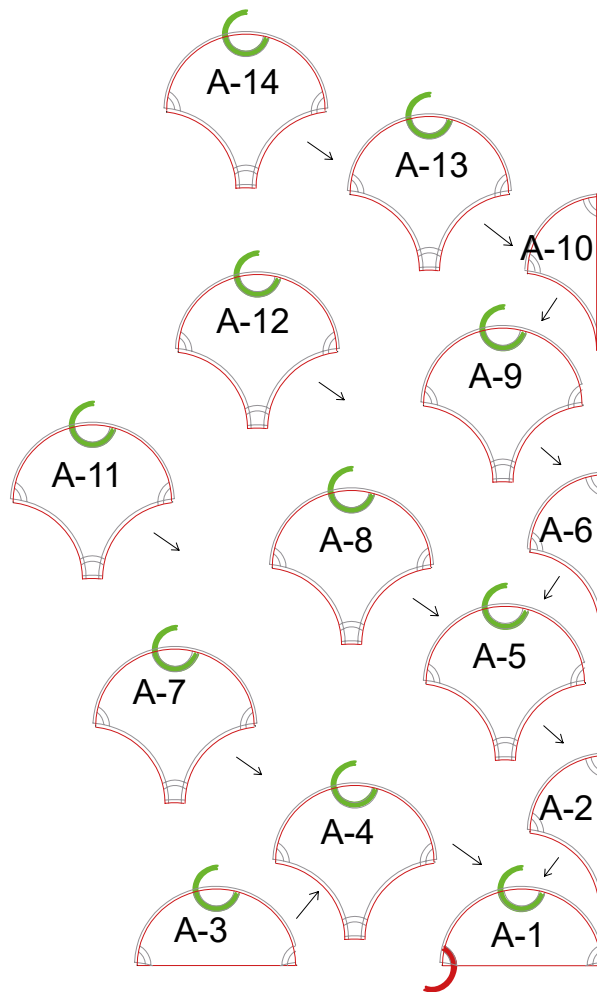
Different options for the grain direction





Different options for the grain direction

ASSEMBLY SCHEME / ESQUEMA DE MONTAJE / SCHEMA DI MONTAGGIO / 装配图






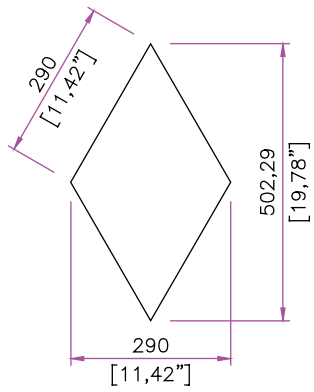
SQUAMA 290X290 OAK BOTANIC

100% Made in Spain

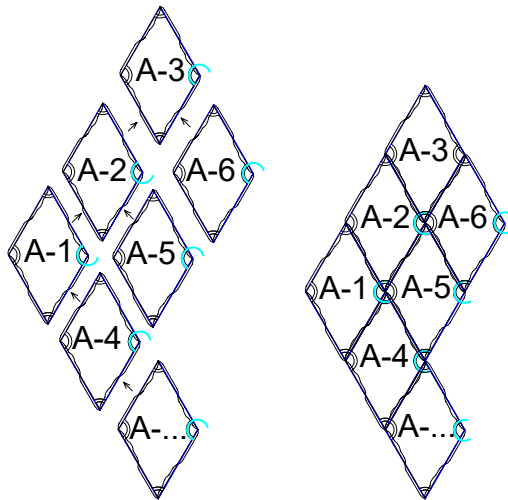


DIAMOND 502X290 OAK SMOKED - OAK BORGHETTO - OAK ANTIQUE LAVA



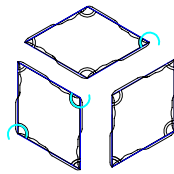


DIAMOND MODE ASSEMBLY

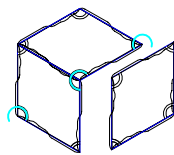


HEXAGON MODE ASSEMBLY

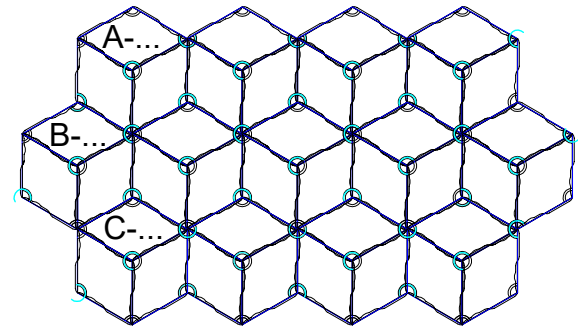
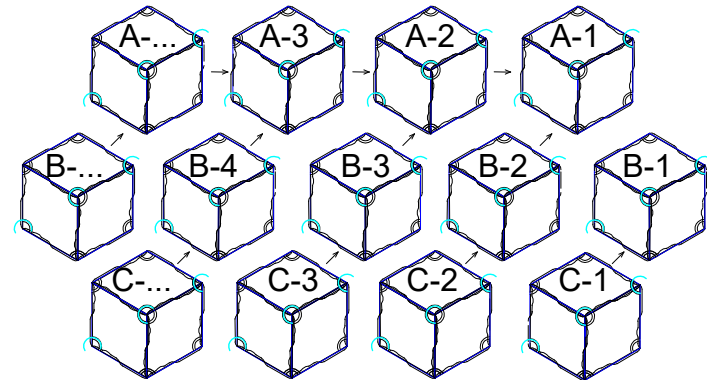
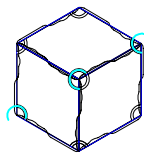
1 (Module A assembly)



1A (Module A assembly)

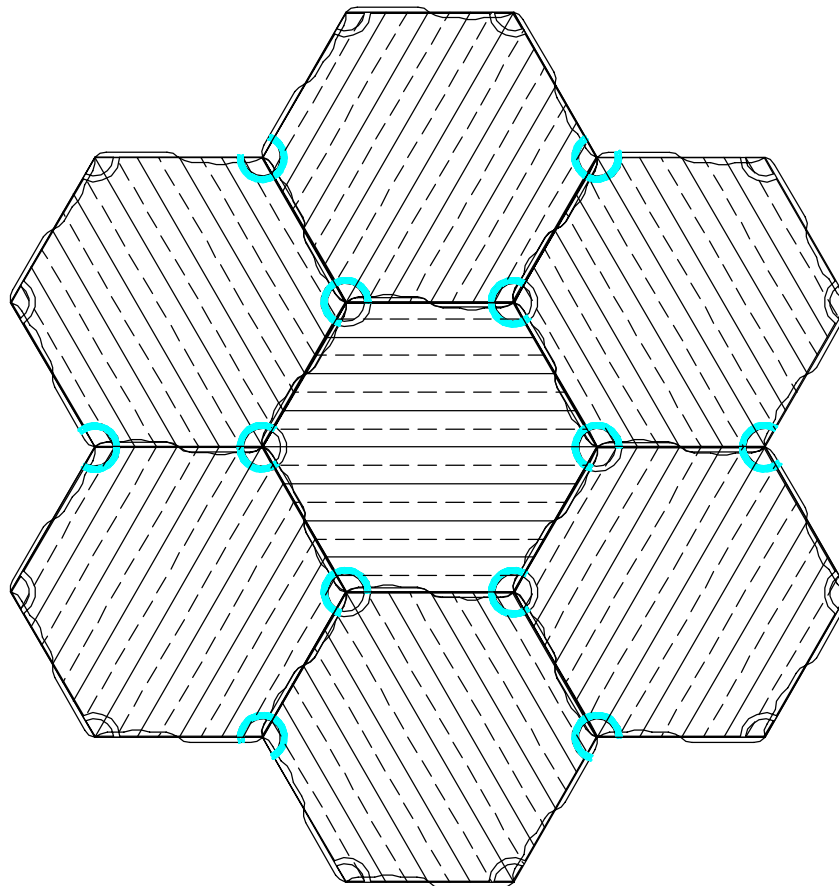
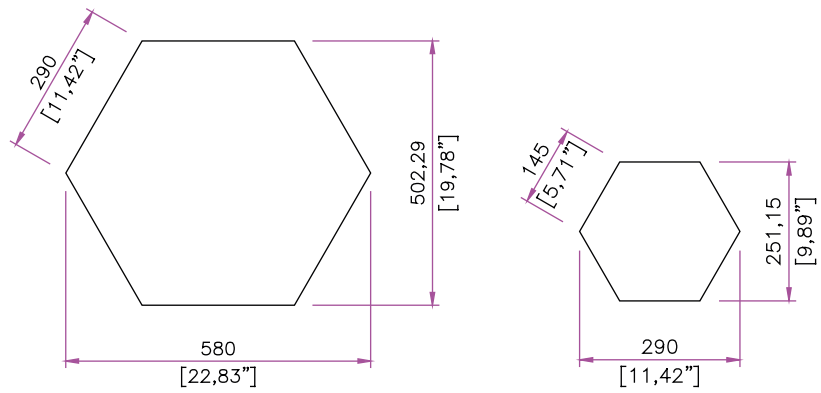


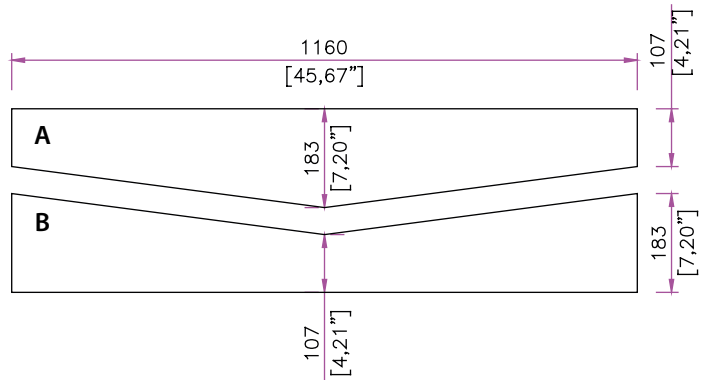
1B (Module A assembly)



100% Made in Spain







ASSEMBLY SCHEME / ESQUEMA DE MONTAJE / SCHEMA DI MONTAGGIO / 装配图


RHM-A		RHM-B		RHM-C	
Format	1160x290	Format	1160x290	Format	1160x290
% m ²	100 %	% m ²	100 %	% m ²	100 %
RHM-D		RHM-E		RHM-F	
Format	1160x290	Format	1160x290	Format	1160x290
% m ²	100 %	% m ²	100 %	% m ²	100 %

100% Made in Spain

RHOMBUS



100% Made in Spain



RHOMBUS 1160X290 OAK LIMESTONE (MOUNTING TYPE RHM-A)

100% Made in Spain




RHOMBUS 1160X290 OAK AGED (MOUNTING TYPE RHIM-A)

TRAPEZIUM

100% Made in Spain



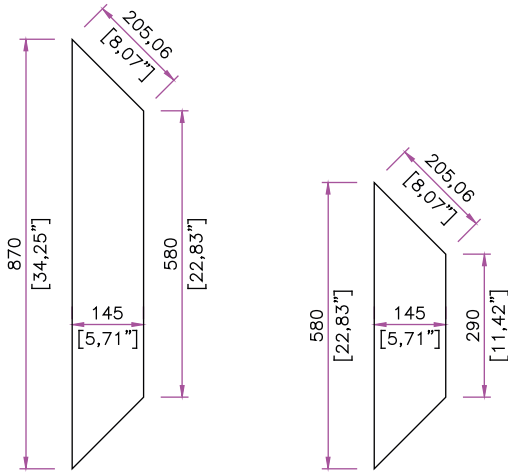
TRAPEZIUM 870X145 OAK LIMESTONE - OAK EMERALD - WOODPEAK+ 580X580 OAK SBIANCATO (MOUNTING TYPE TRP-C)





TRAPEZIUM 580X145 OAK EMERALD - OAK LIMESTONE - OAK EXTRA WHITE - WOODPEAK+ 290X290 OAK EMERALD - OAK EXTRA WHITE (MOUNTING TYPE TRP-C)

SIZES / FORMATOS / FORMATI / 尺寸及样式



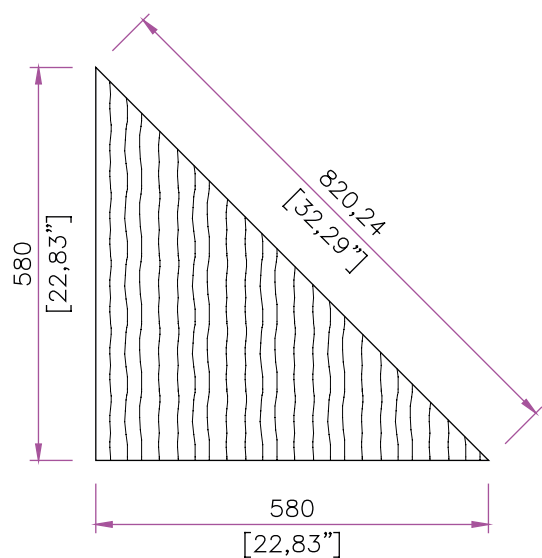
870x145
34,25"x5,71"

580x145
22,83"x5,71"

ASSEMBLY SCHEME / ESQUEMA DE MONTAJE / SCHEMA DI MONTAGGIO / 装配图

TRP-A		TRP-B			TRP-C			
Format	870x145 - 580x145	Format	870x145 - 580x145		Format	870x145 - 580x145	580x580 - 290x290	
% m ²	100 %	% m ²	100 %		% m ²	56 % (870) - 75 % (580)	44 % (580) - 25 % (290)	
TRP-C		TRP-D			TRP-C			
Format	870x145	Format	870x145	290x290	870x870	Format	870x145	Triangle 580x580
% m ²	56 %	% m ²	28 %	22 %	50 %	% m ²	56 %	44 %

100% Made in Spain



ASSEMBLY SCHEME / ESQUEMA DE MONTAJE / SCHEMA DI MONTAGGIO / 装配图

TRG-A		TRG-A		TRG-B		TRG-C		
Format	Triangle 580x580	Format	Triangle 580x580	Format	Triangle 580x580	Format	Triangle 580x580	
% m ²	100 % (50% of each color)	% m ²	100 % (50% of each color)	% m ²	100 % (50% of each color)	% m ²	100 % (50% of each color)	
TRG-C		TRG-D		TRG-D		TRG-E		
Format	Triangle 580x580	Format	Triangle 580x580	Format	Triangle 580x580	Format	Triangle 580x580	580x580
% m ²	100 % (50% of each color)	% m ²	100 % (50% of each color)	% m ²	100 % (50% of each color)	% m ²	50 % (25% of each color)	50 %


100% Made in Spain

TRIANGLE


100% Made in Spain



TRIANGLE 580X580 OAK EXTRA WHITE - OAK MENTHA - OAK TURQUOISE (MOUNTING TYPE TRG-B)



100% Made in Spain




TRIANGLE 580X580 OAK EXTRA WHITE - OAK GRIGIO PERLA - OAK MENTHA - OAK INDIGO - OAK TURQUOISE - OAK TORTORA (RANDOM PATTERN)

TRIANGLE




100% Made in Spain



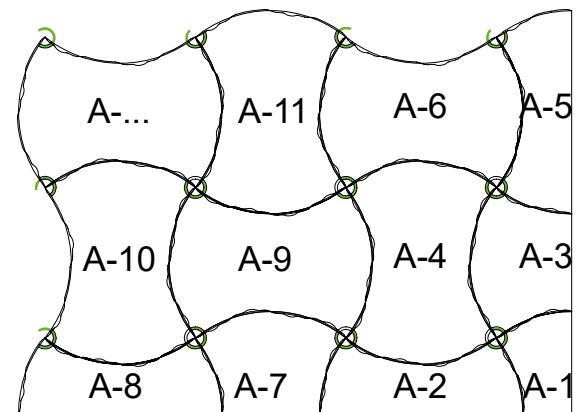
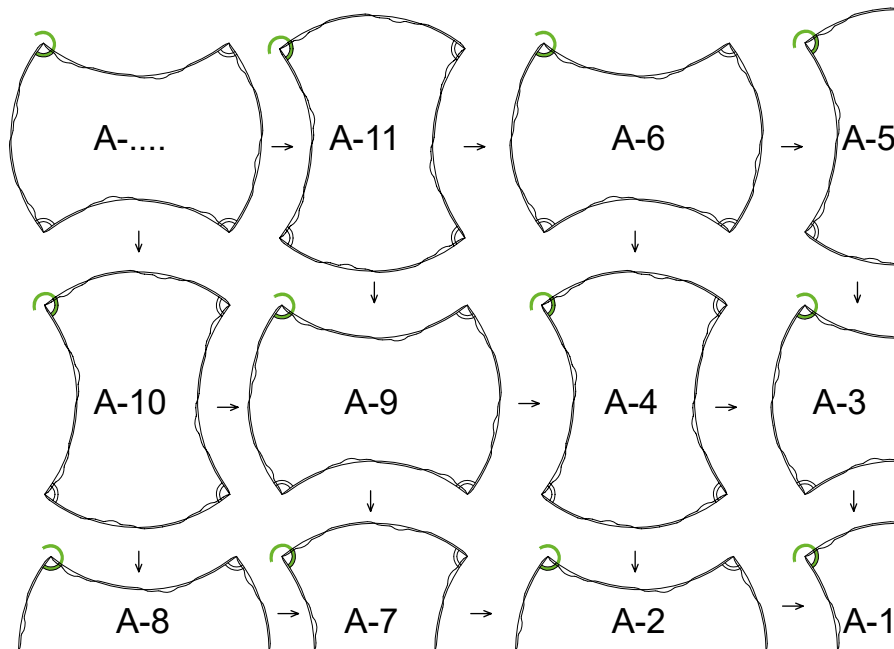
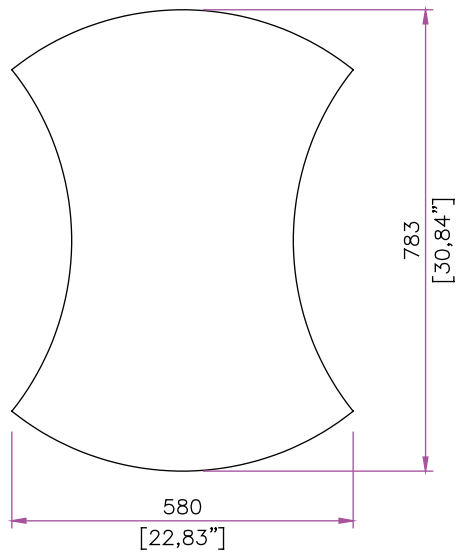
TRIANGLE 580X580 OAK EXTRA WHITE - OAK LIMESTONE (MOUNTING TYPE TRG-C)



100% Made in Spain




SILHOUETTE 783X580 OAK NATURAL - AMERICAN WALNUT NATURAL





100% Made in Spain



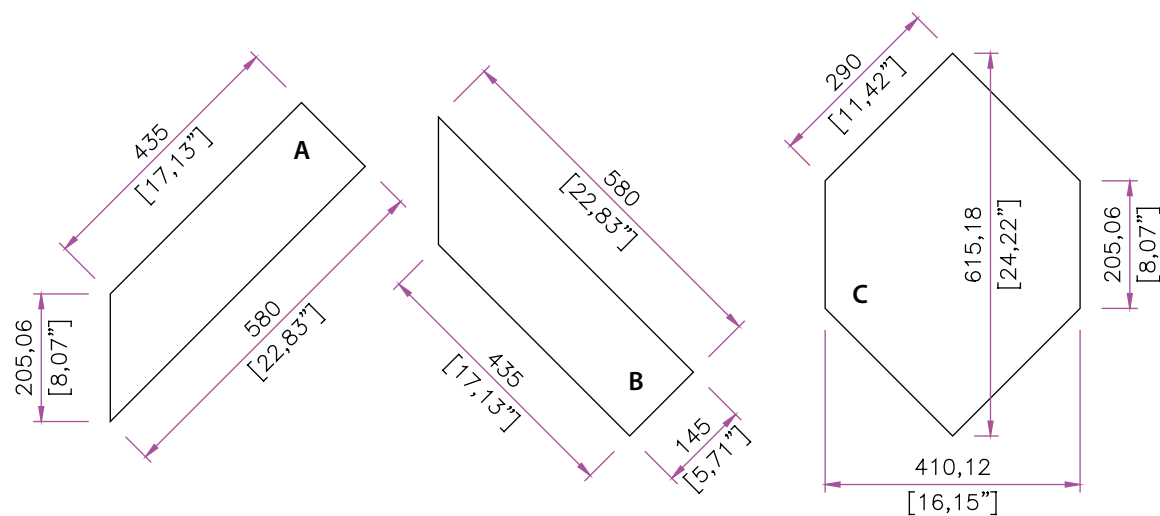
SILHOUETTE 783X580 AMERICAN WALNUT NATURAL

BRAID

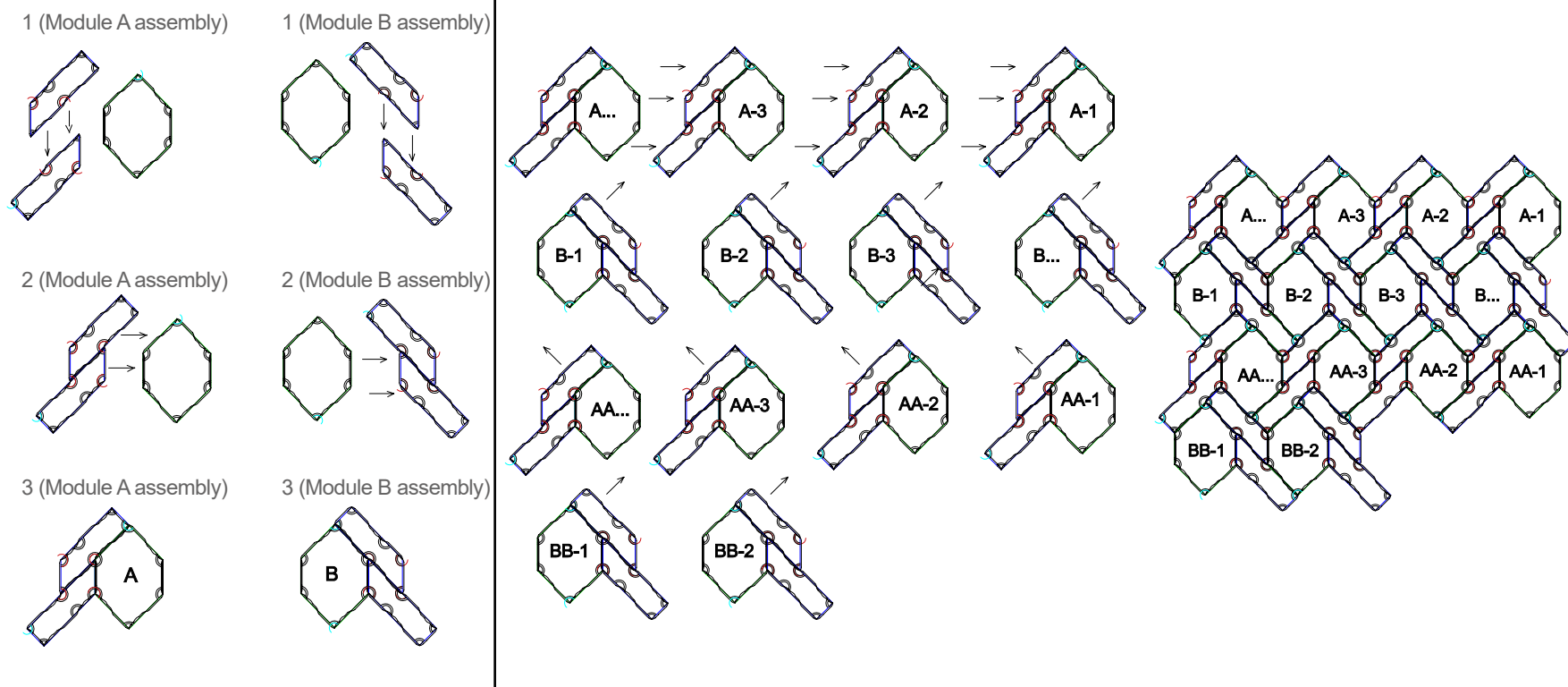
100% Made in Spain

BRAID 615X410 - 580X145 OAK NATURAL





ASSEMBLY SCHEME / ESQUEMA DE MONTAJE / SCHEMA DI MONTAGGIO / 装配图



100% Made in Spain

BRAID



100% Made in Spain



BRAID 615X410 - 580X145 OAK EMERALD



100% Made in Spain

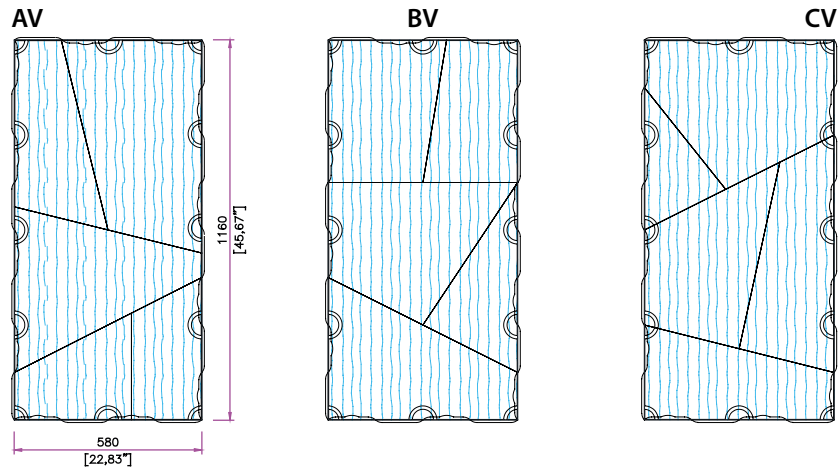


TRENCADIS 1160X580 OAK PIAZZA DEI SIGNORI (MOUNTING TYPE TRN-F)

SIZES / FORMATOS / FORMATI / 尺寸及样式

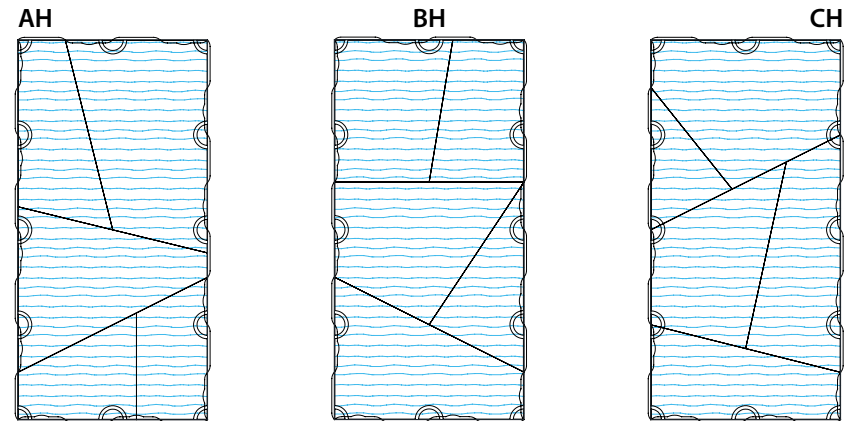
TRENCADIS - VERTICAL

3 different designs but with the same vertical grain direction for each full piece



TRENCADIS - HORIZONTAL

3 different designs but with the same horizontal grain direction for each full piece

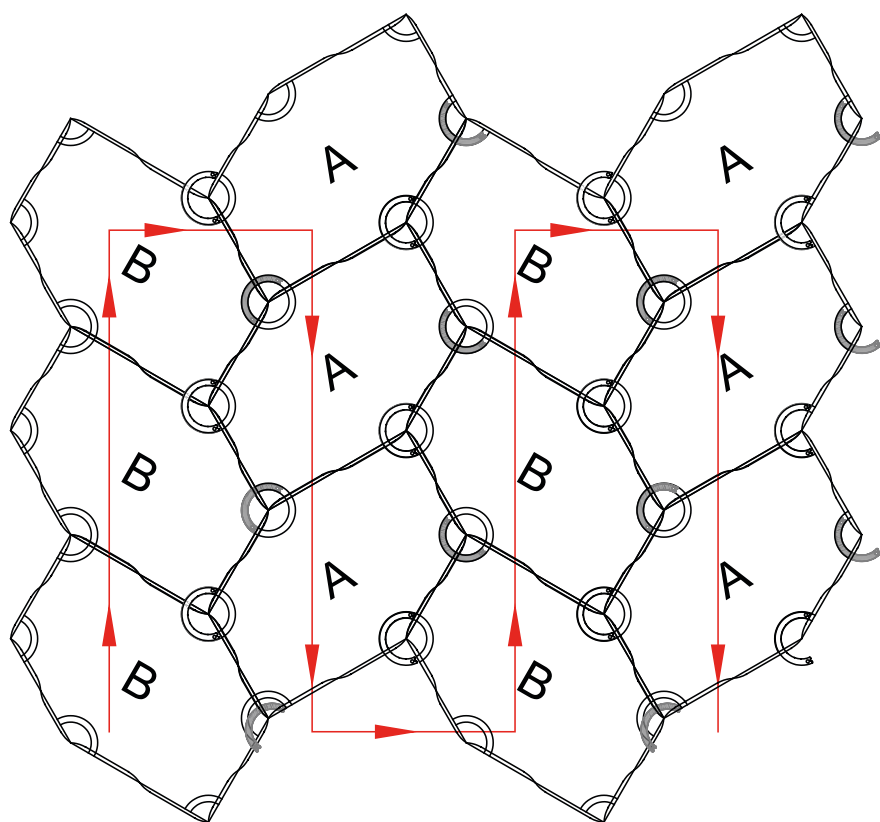
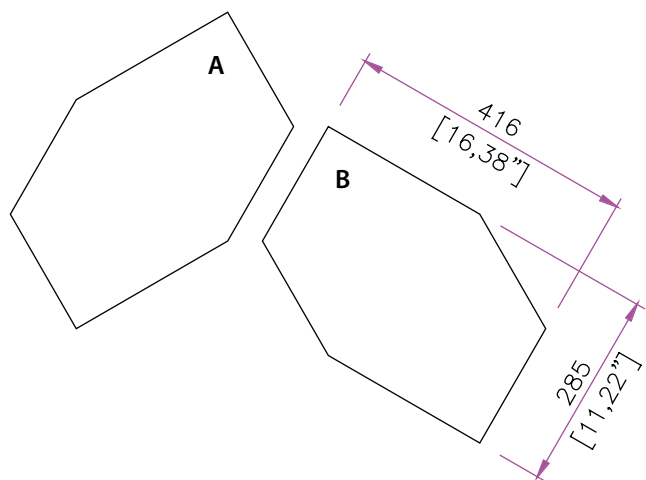


ASSEMBLY SCHEME / ESQUEMA DE MONTAJE / SCHEMA DI MONTAGGIO / 装配图

TRN-A		TRN-B		TRN-C	
Format	1160x580	Format	1160x580	Format	1160x580
% m ²	100 %	% m ²	100 %	% m ²	100 %
TRN-D		TRN-E		TRN-F*	
Format	1160x580	Format	1160x580	Format	1160x580
% m ²	100 %	% m ²	100 %	% m ²	100 %

*Most recommended pattern

100% Made in Spain



SPIKE



100% Made in Spain



SPIKE 416X285 OAK ASH - OAK LIMESTONE

100% Made in Spain



SPIKE 416X285 OAK AGED

SPIKE

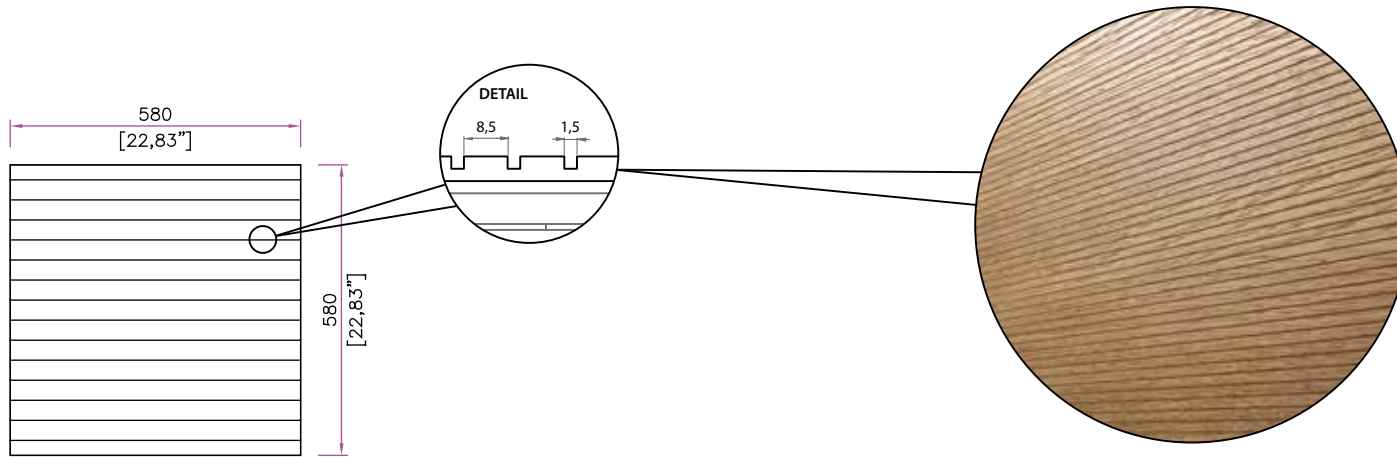


100% Made in Spain

SPIKE 416X285 AMERICAN WALNUT ASH




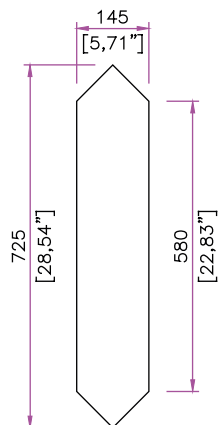




580x580
22,83"x22,83"

*Pattern only suitable for wall covering / Diseño solo apto para revestimiento de pared
/ Modello adatto solo per rivestimento a parete / 图案仅适用于墙布





725x145
28,54"x5,71"

ASSEMBLY SCHEME / ESQUEMA DE MONTAJE / SCHEMA DI MONTAGGIO / 装配图

ARW-A		ARW-B			ARW-B				
Format	725x145	Format	725x145	580x580	Format	725x145	Triangle 580x580		
% m ²	100 %	% m ²	36 %	64 %	% m ²	36 %	64 %		
ARW-B		ARW-B			ARW-C				
Format	725x145	290x290	Format	725x145	580x290	Format	725x145	580x290	290x290
% m ²	36 %	64 %	% m ²	36 %	64 %	% m ²	36 %	32 %	32 %

100% Made in Spain

ARROW



100% Made in Spain



ARROW 725X145 OAK LAVA DARK (MOUNTING TYPE ARW-A)

100% Made in Spain



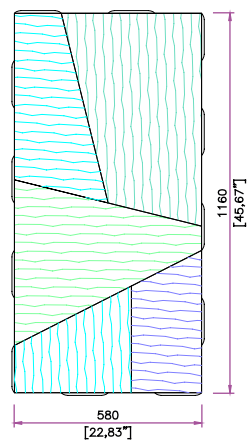
TRENCADIS PREMIUM 16 1160X580 OAK AGED (MOUNTING TYPE TRN-F)

SIZES / FORMATOS / FORMATI / 尺寸及样式

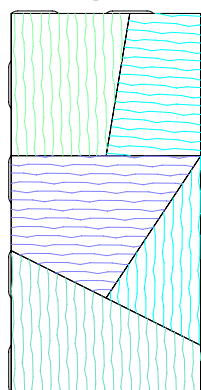
TRENCADIS - VERTICAL

3 different designs with different grain direction for each of the 5 portions

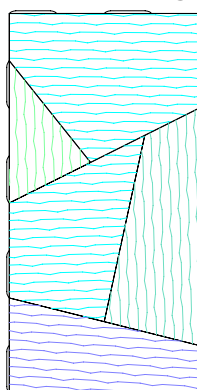
AV



BV



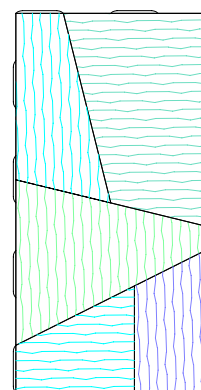
CV



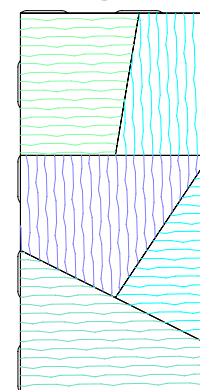
TRENCADIS - HORIZONTAL

3 different designs with different grain direction for each of the 5 portions

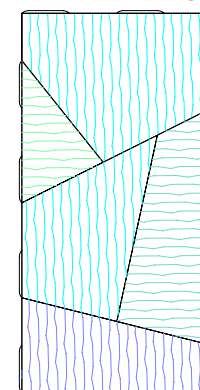
AH



BH



CH



ASSEMBLY SCHEME / ESQUEMA DE MONTAJE / SCHEMA DI MONTAGGIO / 装配图

TRN-A		TRN-B		TRN-C	
Format	1160x580	Format	1160x580	Format	1160x580
% m ²	100 %	% m ²	100 %	% m ²	100 %
TRN-D		TRN-E		TRN-F*	
Format	1160x580	Format	1160x580	Format	1160x580
% m ²	100 %	% m ²	100 %	% m ²	100 %


*Most recommended pattern

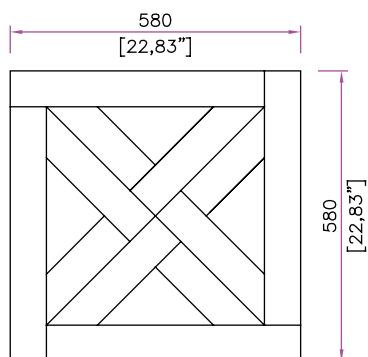
100% Made in Spain



100% Made in Spain


TRENCADIS PREMIUM 16 1160X580 OAK OLIVE (MOUNTING TYPE TRN+E)





580x580
22,83"x22,83"

ASSEMBLY SCHEME / ESQUEMA DE MONTAJE / SCHEMA DI MONTAGGIO / 装配图



100% Made in Spain

VERSAILLES PREMIUM 16




100% Made in Spain

VERSAILLES PREMIUM 16 580X580 OAK ANTIQUE LAVA



ACCESSORIES ACCESORIOS ACCESSORI 配件		MEASURES MEDIDAS MISURE 測量	ACCESSORIES ACCESORIOS ACCESSORI 配件		MEASURES MEDIDAS MISURE 測量
Skirting Zócalo Battiscopa 踢脚线 (5 pieces/box / 5 piezas/caja / 5 pezzi/scatola / 五个一盒) *Available in all Wood+ and Woodpeak colours. *Disponible en todos los colores Wood+ y Woodpeak. *Disponibile in tutti i colori Wood+ e Woodpeak. *对所有Wood+和Woodpeak系列的颜色适用		2400 x 80 x 15 mm 94.49" x 3.15" x 0.59"	Strip perimeter 40 Faja perimetral 40 Fascia perimetrale 40 条状周长40		2400 x 40 x 10 mm 94.49" x 1.57" x 0.39"
Board dilatation Junta dilatación Giunto di dilatazione 伸缩缝 *Available in all Wood+ and Woodpeak colours. *Disponible en todos los colores Wood+ y Woodpeak. *Disponibile in tutti i colori Wood+ e Woodpeak. *对所有Wood+和Woodpeak系列的颜色适用		1160 x 145 x 10 mm 45.67" x 5.71" x 0.39"	Strip perimeter 80 Faja perimetral 80 Fascia perimetrale 80 条状周长80		2400 x 80 x 10 mm 94.49" x 3.15" x 0.39"
Auction perimeter Remate perimetral Profilo di chiusura perimetrale 预装板材 *For wall installation. *Para instalación en pared. *Per posa a parete. *适用于墙壁安装		2400 x 40 x 10 mm 94.49" x 1.57" x 0.39"	Auction perimeter inox Remate perimetral inox Profilo di chiusura perimetrale inox 不锈钢边界周长		2000 x 13 x 13 mm 78.74" x 0.51" x 0.51"
Landings Remate desnivel Soglia di raccordo 地触 *For floor installation. *Para instalación en suelos. *Per posa in suolo. *适用于地板安装		2000 x 32 x 10 mm 78.74" x 1.26" x 0.39"	Landings inox Remate desnivel inox Soglia di raccordo inox 不锈钢地触		2000 x 13 x 18.8 mm 78.74" x 0.51" x 0.74"
Square edge for treads Remate peldaño recto Toro per pedata dritto 方形边缘的踏板		2400 x 55 x 40 mm 94.49" x 2.17" x 1.57"	Edge cover inox Perfil cubrecorte inox Profilo copritaglio inox 不锈钢边缘覆盖		2000 x 10 x 18 mm 78.74" x 0.39" x 0.71"
Angled auction perimeter Cantonera Profilo di chiusura perimetrale angolare 直角边界周长		2400 x 40 x 40 mm 94.49" x 1.57" x 1.57"	Covering hook "H" Enganche revestimiento "H" Clips rivestimento "H" 覆盖勾 "H" Covering Hook "L" Enganche revestimiento "L" Clips rivestimento "L" 覆盖勾 "L"		25 x 15 x 5 mm 0.98" x 0.59" x 0.2" 18.18 x 15 x 5 mm 0.72" x 0.59" x 0.2"

BOARD DILATATION / JUNTA DE DILATACION / GIUNTE DI DILATAZIONE / 伸缩缝



■ Thickness: 0.39"
Available in all WoodPeak finishes.

■ Spessore: 10mm
Disponibile in tutte le finiture WoodPeak.

■ Espesor: 10mm
Disponible en todos los acabados WoodPeak.

■ 厚度: 10 毫米
可用于所有Woodpeak表面处理

**USE OF THE BOARD DILATATION:
USO DE JUNTAS DE DILATACIÓN:**

- Transitions between different formats and patterns.
- Transiciones entre distintos formatos y patrones de montaje.
- Transition in doors, as a doorsill.
- Transición en puertas.
- Large surfaces. We consider a large surface, dimensions about 10 meters length and 8 meters width, approximately.
- Grandes superficies. Entendemos como grande superficie dimensiones de aproximadamente 10 metros de largo y 8 metros de ancho.
- Transition between two different colours. In this case the joint is a half of each colour.
- Transición entre dos colores distintos. En este caso la junta es una mitad de cada color.

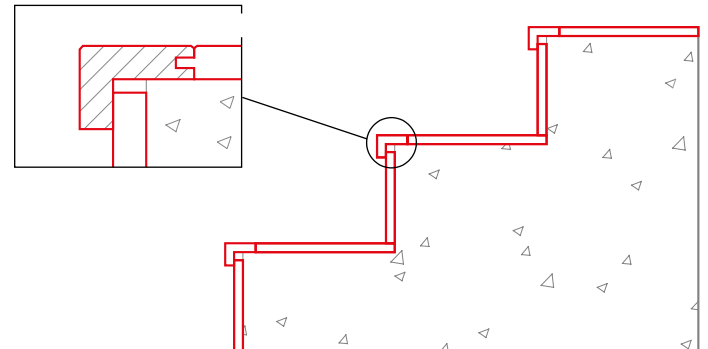


100% Made in Spain

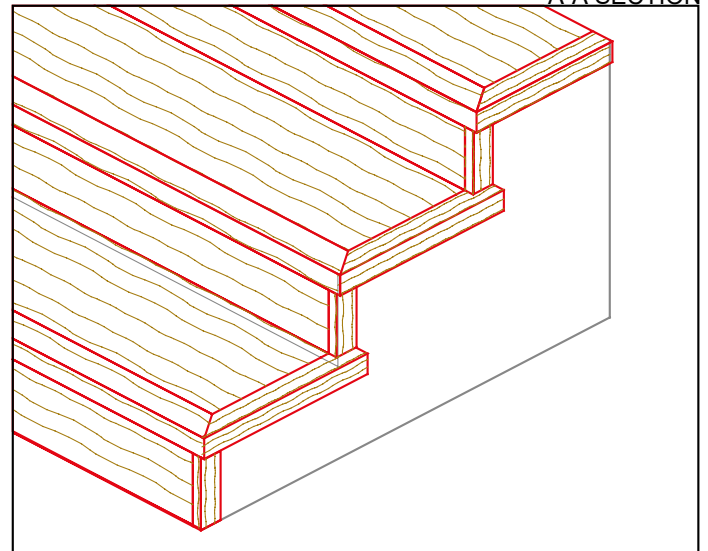
STANDARD STAIRS / ESTANDAR ESCALERAS / STANDARD SCALE / 标准楼梯



PROFILE DETAIL



A-A SECTION



STP SILENT UNDERLAY

Recycled rubber (vinyl acetate, crosslinked and expanded by compression), manufactured and specially designed for the preservation and care of parquet and veneered floors.

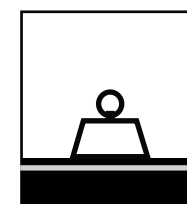
Anti-bacterial and impermeable material of non-porous closed cell. Excellent acoustic insulation, does not store electromagnetic charges.

The HDPE sheet gives it additional protection against moisture, for the general compliance of prescribed salubrity in the basic document HS of health of the CTE.

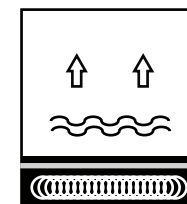
PROPERTY	STANDARD	UNIT	VALUE
Dimension	-	m / inches	12.50 x 1.20 / 41'-0.13" x 3'-11.24"
Area	-	m ² / sq.ft.	15 / 161.5
Thickness	ISO 1923	mm	3.0
Density	EN-1849-1	Kg/m ³	250
Fire Classification	EN ISO 13501	3mm	B
Fire Resistance	DIN 4102	-	B _{FL-S1}
Combustion Speed	ISO 3795	3mm	>10
Compressive Strength	ISO 3386/1	KPa	150
Impact Sound	ISO 140/B	dB	26
Reverb Sound	ISO 140/B	%dBA	22
Permeability Coefficient	ISO 12572	mg/h	0.001
Water Vapor Diffusion	EN 12086	-	>1700
Thermal Conductivity	EN 12667	w/m.k	0.036
Thermal Resistance	EN 12667	m ² k/W	0.083



26 dB



150 KPa



0.083 m²k/W

STP SILENT UNDERLAY is a closed-cell polyolefin foam specially developed and designed as an acoustic underlay for wooden and laminate flooring.

INSTALLATION:

In order to install the layer, the floor must be stable, without level differences, and completely dry (<=2...3 M-% according to CM method). If the unevenness level exceeds 2 mm/m, the floor must be leveled previously.

If the flooring was fitted carpet, linoleum, parquet, or any other organic material, it must be removed before starting the installation.

Remove any object from the floor, and start stretching the isolating layer progressively, as we install the parquet, with the printed side upwards.

Stretch the layer so that it doesn't crease, and join the sides by the film overlap with a suitable ca. 50 mm wide PP or PVC based adhesive tape.

STP SILENT UNDERLAY es una espuma de poliolefina de célula cerrada especialmente desarrollada y diseñada para uso como manta acústica en la colocación de pavimento de madera y laminado.

INSTALACIÓN:

Para realizar la instalación, se requiere un suelo estable, sin desniveles y completamente seco (<=2...3 m-% según método CM). Si la superficie tiene una falta de

planitud superior a los 2 mm/m, ésta debe ser nivelada previamente.

En caso de que el suelo preexistente esté formado por moqueta, linóleo, parquet o cualquier otro material orgánico, es necesario arrancarlo.

Retirar cualquier elemento extraño del firme y extender la manta aislante, a medida que realice la instalación, quedando la cara impresa a la vista.

Evitar la formación de pliegues, y unirlos entre sí solapando el film lateral, fijándolo con cinta adhesiva de PP o PVC de unos 50mm de anchura.

STP SILENT UNDERLAY è una schiuma di poliolefina incapsulata, specificatamente progettata e prodotta per essere utilizzata come isolante acustico per pavimenti in legno e laminato.

COLLOCAZIONE:

Per la posa, è richiesto un suolo stabile, senza dislivelli e completamente secco (<=2...3 m-% secondo il metodo CM). Se la superficie da rivestire presenta dislivelli superiori ai 2 mm per m deve essere livellata. Nel caso in cui il pavimento preesistente sia formato da moquette, linoleum, parquet o qualsiasi altro materiale organico, è necessario rimuoverlo.

Togliere qualsiasi elemento estraneo al suolo e stendere man mano il rotolo per l'isolamento acustico, lasciando a vista il lato marcato.

Durante l'operazione di stesura, evitare la formazione di pieghe e unir tra loro i lembi sovrappoendo la pellicola laterale fissandola con nastro adesivo in PP o PVC da 50 mm di spessore.

STP静音地垫是为木地板和强化地板专门开发和设计的声学底层的闭孔聚烯烃泡沫。

装置:

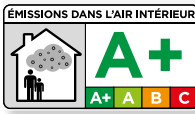
为了安装层,地板必须稳定,无水平差异,完全干燥(根据CM法, <= 2... 3 M-%)。如果不平坦度超过2mm / m,则必须先对地板进行调平。如果地板上装有地毯,油毡,木地板或其他任何有机材料,则必须在开始安装前将其取下。从地板上取下任何物体,并开始拉伸隔离层,因为我们安装镶木地板,打印面朝上。拉伸层,使其不起皱,并通过胶片与合适的约束连接在一起。50毫米宽的PP或PVC粘合胶带。

EUROBI 2C+

EUROBI 2C⁺
EPOXY-POLYURETHANE BI-COMPONENT ADHESIVE

SOLVENT FREE

See Table 1



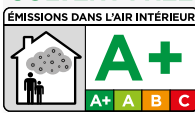
Bicomponent epoxy-polyurethane adhesive completely **odorless water-free and solvent-free**, suitable for laying traditional or prefinished wooden floors on any kind of surfaces, also pre-existent and nonabsorbent ones (ceramic, marble, etc.). **Eurobi 2C⁺ Solvent Free** guarantees high workability, elasticity and a long time of use. Suitable on underfloor heating systems. The absence of solvents and the very low concentration of other substances volatile organic ensures greater safety for the user and compliance with environmental quality.

EUROMONO+

EUROMONO⁺
SILANE-MODIFIED MONO-COMPONENT ADHESIVE

SOLVENT FREE

See Table 2



Mono-component adhesive based on silane polymers for elastic bonding of wooden floors. It is **water and solvent free**, it does not contain epoxy resins nor isocyanate. It is suitable for engineered wood floorings of any species and dimensions. It is also suitable for solid wood up to 140 mm width on any type of absorbent and non absorbent sub-floors. Thanks to its elasticity, it is particularly recommended on under-floor heating and cooling systems; it does not swell and has got goodsound proofing properties. Easy to use, high yield, no waste, easy to clean from hands and prefinished parquet, **Euromono⁺** has no symbol of risk and a very low VOC content.

EUROBI 2C⁺ Chemical-Physical characteristics (20°C - 60% R.H.)			
Component A appearance	Thick paste	Specific gravity of mix (UNI EN 542)	1,699 g/cm ³
Component B appearance	Liquid paste	Concentration of solvents	Zero VOC
Mixture viscosity (Brookfield rev.nr.7 50 rpm)	49000 mPa		
Mixing ratios and Times (20°C - 60% R.H.)			
Mixing ratio A + B	90 + 10 in weight	Set to traffic	24 h
Pot life	2 h	Polishing	2 - 3 days
Adjustment time	8 - 10 h	Possible dilution	Max 100 ml P.E.P.P. promoter
Technical characteristics (20°C - 60% R.H.)			
Consumption (10 mm notched trowel)	900 - 1400 gr/m ²	Application temp.	> 10°C < 35°C
Shear strenght (Rif. EN 14293)	> 3,5 N/mm ²		
ADHESIVE COMPLIANT UNI EN 14293			
Storage & Labeling			
Storage in original packaging sealed at T > 10 °C	12 months	Symbols of danger	Comp. A: Xi Comp. B: Xi
Packaging	Buckets 9 Kg + 1 Kg		Table 1

EUROMONO⁺ Physical characteristics (20°C - 60% R.H.)			
Aspect	Thixotropic paste	Viscosity (Brookfield spindle 7 - 50 rpm)	35000 mPa.s
Density	1,7 g/cm ³		
Times (20°C - 60% R.H.)			
Opening time	40 - 60 min	Light traffic	6 - 10 hours
Hardening time	8 - 10 h	Sanding W	2 - 3 days
Technical characteristics (20°C - 60% R.H.)			
Yield (spatula 8 mm)	700 - 1200 gr/m ²	Water resistance	excellent
Shear strenght (UNI EN 14293)	1,2 N/mm ²	Shear elongation factor (UNI EN 14293)	> 2
Chemical resistance	excellent	Application temperature	> + 10°C
Storage & Labeling			
Shelf-life in original unopened packaging at ambient temperature in a fresh and dry space	12 months	Symbols of risk	None
Packaging	Bucket of 20 Kg		Table 2

100% Made in Spain

SUBFLOOR CONDITION:

- All subfloors must be dry and free from dirt and contamination.
- The subfloor must be levelled to no more than a 3 mm gap showing under a 3 metre straight edge.
- When measured with a hygrometer, it is reasonable to recommend that the concrete be considered dry when the relative humidity is 50% or less (maximum limit of 2% CM for concrete soil, 0.5 % CM for anhydrite subfloor). Risks of infiltration should be carefully avoided.

TYPES OF SUBFLOOR:

- Solid bases: a damp proof membrane must have been installed prior to fitting a STP floor and the surface of the base should be left slightly rough to ensure adequate adherence of the adhesive.
- Wooden floorboards: must be firm, free from rot, level and have no movement, ie. no creaking (minimum should be nailed over the floorboards to create a level surface for STP to be installed onto).

There should be adequate ventilation under the floorboards.

- Chipboard: The chipboard surface must be flat, smooth and of a moisture resistant flooring grade.

INSTALLATION OVER UNDERFLOOR HEATING:

- STP can be installed over underfloor central heating provided that the floor surface temperature does not exceed 27°C and the subfloor must be dry.
- If the underfloor heating is new it must have been commissioned and running for 4 weeks and then switched off 48 hours. Prior to installing STP, it is compulsory to measure that relative humidity must be 40-60% or less (should not exceed the maximum limit of 1.7% CM).
- 48 hours after installation, the heating must be turned on and gradually brought up to normal working temperature over 10 days. An alternative dry source of heat must be provided whilst installation is in progress to ensure a constant room temperature of 20-21°C.

INSTALLATION OVER EXISTING HARD FLOORCOVERINGS:

- STP can be laid over existing hard floorcoverings such as ceramic tiles and marble etc. provided that the existing floorcovering is firmly secured to the subfloor and that the surface of the floorcovering is clean, ie. any surface residue has been removed. If necessary the surface should be "roughened" to create suitable adherence conditions. (Any hard floorcoverings laid directly to earth such as quarry tiles, must incorporate a damp proof membrane).

INSTALLATION OF STP RANGE SHOULD COMMENCE ONLY:

- After completion of all carpentry, masonry, plumbing and electrical work.
- After all exterior windows and doors have been installed.
- After the walls and ceilings have been painted and dried.

Wallpapering walls and ceilings can be done after the floor installation, but the floor should be well covered and protected.

- After a full check of the temperature and moisture content where STP is to be installed has been satisfactorily completed. After installation, rooms should be maintained at a temperature between 19-21°C with the humidity of the atmosphere between 40-60%.

STP can be laid as floating floor using its LockSTP system, this can also be installed with special two component glue for parquet.

ESTADO DEL SUBSUELO:

- Todos los subsuelos deben estar secos y libres de polvo y suciedad.
- El subsuelo debe tener un desnivel máximo de 3 mm por cada tramo de 3 metros.
- Cuando se mide con un higrómetro, se puede considerar que el cemento está seco, cuando su humedad relativa es del 50% (límite máximo del 2% CM para suelo de hormigón, 0,5% CM para subsuelo anhidrita). Se recomienda evitar los riesgos de infiltración de humedad.

TIPOS DE SUBSUELO:

- Bases sólidas: antes de colocar un suelo STP se debe aplicar una fina capa de material hidrófugo, la superficie de la base debe quedar ligeramente rugosa para asegurar una adecuada adherencia de la cola.
- Suelos de madera: deben ser firmes, libres de suciedad, estar nivelados y no moverse, o sea sin cruídos (como mínimo deben estar clavados al suelo y formar una superficie plana para poder instalar el suelo STP).

Debe haber una adecuada ventilación bajo las tablas del suelo.

- Aglomerado: La superficie de aglomerado debe ser plana, lisa y resistente a la humedad.

INSTALACIÓN SOBRE SUELO RADIANTE:

- STP puede ser instalado sobre suelo radiante, siempre que la temperatura superficial del suelo no exceda 27 ° C y el suelo esté seco.
- Si la instalación de suelo radiante es nueva, ésta debería haber sido puesta en funcionamiento durante 4 semanas y a continuación apagada por un periodo de 48 horas. Antes de la instalación del material STP, es necesario medir la humedad relativa, que debe ser de 40-60% (no debe exceder el límite máximo de 1.7 % CM).
- 48 horas después de la instalación, se debe encender la calefacción y hacerla llegar poco a poco a su temperatura habitual de trabajo durante unos 10 días.

Mientras se está efectuando la instalación se debe proporcionar una fuente alternativa de calor seco para garantizar una temperatura constante de 20-21°C.

INSTALACIÓN SOBRE PAVIMENTOS EXISTENTES:

- STP se puede colocar sobre pavimentos compactos existentes como cerámica, mármol, etc, siempre que el pavimento existente esté firmemente anclado al suelo base y que la superficie del pavimento esté limpia, es decir, que se haya eliminado cualquier resto de suciedad de la superficie. Si es necesario, la superficie debe ser "rugosa" para crear las condiciones óptimas de adherencia. (Para cualquier tipo de pavimento compacto, colocado directamente a tierra, tales como baldosas de piedra natural, se debe aplicar una fina capa de material hidrófugo).

LA GAMA STP DEBERÁ SER INSTALADA SÓLO:

- Después de la finalización de todos los trabajos de carpintería, albañilería, fontanería y electricidad..
- Después de la instalación de todas las puertas y ventanas exteriores.
- Después que las paredes y techos se hayan pintado y secado. Se puede empapelar paredes y techos después de la instalación del pavimento, pero el suelo deberá estar bien cubierto y protegido.

- Después de una completa y satisfactoria revisión de la temperatura y del contenido de humedad donde se va a instalar el suelo STP.

Después de la instalación, las habitaciones deberán mantenerse a una temperatura entre 19-21°C con unos valores de humedad atmosférica entre 40-60%.

STP puede ser instalado como suelo flotante utilizando su propio sistema de anclado LockSTP, así mismo puede ser instalado con pegamento especial bicomponente para parquet.

STATO DEL MASSETTO:

- Tutti i massetti devono essere asciutti e privi di polvere e sporizia.
- Il sottofondo deve avere una pendenza massima di non più di 3 mm su un tratto di 3 metri.
- Quando misurato con un igrometro, è ragionevole ritenere che il cemento è considerato asciutto quando l'umidità relativa è del 50% o inferiore (massimo di 2% cm nel caso di pavimento di cemento, 0,5% CM per sottosuolo di anidrite). I rischi di infiltrazione devono essere accuratamente evitati.

TIPO DI SOTTOSUOLO:

- Basi rigide: una membrana a prova di umidità deve essere installata prima di collocare un pavimento STP e la superficie del fondo deve essere leggermente ruvida per garantire un'adeguata adesione.
- Pavimenti in legno: devono essere forti, senza marciume, piani e fissi, ossia non devono scricchiolare (almeno dovrebbero essere inchiodati al pavimento per creare una superficie piana per la posa del pavimento STP).

Ci deve essere una adeguata ventilazione sotto il pavimento.

- Legno truciolare: la superficie deve essere piana, liscia e resistente all'umidità.

INSTALLAZIONE SU SUPERFICIE CON RISCALDAMENTO A PAVIMENTO:

- STP può essere installato su riscaldamento a pavimento, a condizione che la temperatura della superficie del suolo non sia superiore ai 27 ° C, inoltre il suolo del fondo deve essere asciutto.
- In caso di riscaldamento a pavimento di nuova installazione, questo deve essere stato messo in funzionamento per 4 settimane e poi spento per 48 ore. Prima dell'installazione di un pavimento STP, è necessario misurare che l'umidità relativa sia del 40-60% o meno (non superare il limite massimo del 1,7% CM).
- 48 ore dopo la posa, il riscaldamento deve essere acceso e lentamente portato alla temperatura normale di funzionamento in 10 giorni. Durante l'installazione per garantire una temperatura costante di 20-21°C è necessario fornire una fonte alternativa di calore secco.

PAVIMENTI SU INSTALLAZIONE PREESISTENTE:

- STP può essere posato su pavimenti preesistenti duri come ceramica e marmo, con la condizione che siano saldamente fissati alla base e che la superficie sia pulita, vale a dire qualsiasi residuo di superficie è stato rimosso. Se necessario, la superficie dovrebbe essere ruvida per creare la giusta aderenza. (Tutte le coperture dure per pavimenti collocati direttamente nel terreno, come piastrelle di pietra naturale, devono prevedere una membrana a prova di umidità).

INSTALLAZIONE DI GAMMA STP DOVREBBE INIZIARE SOLO:

- Dopo il completamento di tutti i lavori di falegnameria, muratura, idraulica ed elettricità.
- Dopo che tutte le finestre e porte esterne sono state installate.
- Dopo che le pareti ed i soffitti siano dipinti e asciugati. Si può posizionare carta da parati su pareti e soffitti dopo l'installazione del pavimento, a patto che il pavimento sia ben coperto e protetto.
- Dopo aver eseguito con successo una revisione completa della temperatura e grado di umidità dove si sta installando il pavimento STP. Dopo l'installazione, i locali devono essere mantenuti ad una temperatura tra 19-21°C con l'umidità dell'atmosfera tra il 40-60%.

STP può essere posato come un pavimento flottante utilizzando il suo sistema LockSTP, questo può anche essere installato con adesivo speciale per parquet a due componenti.

底层地板条件:

- 所有的地板必须是干燥的, 并且没有灰尘和污染。
- 在3米长的范围内, 地面的不平整度不超过3毫米。

• 当用湿度计测量, 建议具体是低于相对湿度50%或更少(C土壤对混凝土最大限度的2%, 0.5%的CM硬石膏底层地板)。应小心避免渗透。

底层地板的类型:

- 坚实的基础: 在安装STP地板之前必须安装防潮膜, 底部的表面应该稍微粗糙, 以确保粘接剂的充分附着。
- 木地板: 一定要牢固, 不要腐烂, 要平整, 不要移动。没有摇摇欲坠(至少应该钉在地板上, 创建一个STP可以安装的水平表面)。在地板下面应该保证可以充分换气。
- 刨花板: 刨花板表面必须保证平整、光滑、抗湿的地板等级。

安装在地板下的供暖设备:

- STP可以安装在地板下供暖设备, 地板表面温度不超过27° C, 底层地面必须干燥。
- 如果底层供暖是新的, 那么它必须强制经过4周的使用和运行, 然后关闭48小时。安装STP之前相对湿度必须40 - 60%或更少(不应超过1.7%的最大限度厘米)。
- 48小时内安装后, 必须打开加热, 在10天逐渐增加到正常的工作温度。安装正在进行中时, 必须提供另一种干燥热源以确保室温在20 - 21° C之间。

安装在现有的硬地面材料:

- STP可以放置在现有的硬地板覆盖物如瓷砖和大理石等上方, 只要现有的地板覆盖物牢固地固定在底层地板上, 并且地板覆盖物的表面是干净的, 即任何表面残留物已被去除。如果需要, 表面应该“粗糙化”以产生合适的粘附条件。(任何硬地板覆盖物直接放置在地表上, 如采石场, 必须加入防潮膜)。

以下要求满足时才能开始安装STP系列地板

- 完成了所有的木工、砖石、管道和电气工程。
- 所有的外部门窗都安装好了
- 在墙壁和天花板被漆干之后。墙和天花板的壁纸安装可以在地板安装完成之后进行, 但是地板应该被好好保护。
- 全面检查后, STP准备安装的地方的温度和含水率的已经完美达到要求。安装后, 房间之间应该保持在一个温度19° C和大气湿度在40 - 60%之间。STP可以作为浮动地板铺设使用其LockSTP系统, 这也可以使用两个拼接剂来安装镶木地板。

▪ Don't clean wooden floors with a wet mop. Too much water can cause the floor to swell, warp or turn grey.

▪ Don't use wax, soap or other household cleaners on wooden floors coated with finish. They can dull the floor's finish.

▪ Don't let sand, dirt or grit build up. They can act like sandpaper: abrading and dulling your floor finish.

▪ Vacuum or sweep your floors regularly. Once every week is recommended.

▪ Remove spills promptly.

▪ Place mats at exterior doors to trap sand and grit. Use rugs in high traffic pathways, at the ends of stairs and near doorways.

Avoid rubber backing or non-ventilated rugs.

▪ Use protective pads or caps on furniture.

▪ Trim your pet's claw. Proper claw trimming helps avoid scratches and gouges.

Just spray and clean

▪ No utilizar una fregona mojada para limpiar los suelos de madera. El exceso de agua puede provocar dilatación, deformación o la aparición de manchas grisáceas.

▪ No use cera, jabón u otros productos de limpieza en los suelos de madera lacados. Esto podría hacerlo mate.

▪ No permita que se acumule arena, suciedad o polvo. Estos pueden actuar como papel de lija: produciendo abrasión y embotamiento en el acabado.

▪ Se recomienda aspirar o barrer los suelos con regularidad. Al menos una vez por semana.

▪ Limpie rápidamente la suciedad o los líquidos derramados en el suelo.

▪ Coloque felpudos en las puertas exteriores para evitar que entre arena o piedras. Use alfombras en las zonas de tráfico elevado, cerca de los extremos de las escaleras y las puertas. Evite las estereras o alfombras de goma o caucho sin ventilación.

▪ Use almohadillas protectoras para las patas los muebles.

▪ Corte las uñas de su animal de compañía. Unas uñas cortas ayudarán a evitar rayas y arañazos.

Simplemente rocíe y limpie

▪ Non pulire i pavimenti in legno con uno scopettone bagnato. Troppa acqua può far sì che il pavimento si dilati, si deformi o diventi grigio.

▪ Non utilizzare cera, saponi od altri prodotti casalinghi con pavimenti in legno ricoperti. Questi possono rovinare il rivestimento del legno.

▪ Non lasciare che si accumulino sabbia, sporco o polvere. Potrebbero avere un effetto "cartavetrata": abradendo e rovinando il rivestimento del pavimento.

▪ Passare l'aspirapolvere o la scopa regolarmente. Si raccomanda una volta alla settimana.

▪ Rimuovere eventuali gocce subito con lo scopettone.

▪ Collocare materassini isolanti ai piedi delle porte esterne per bloccare la polvere e la sabbia. Utilizzare zerbini nelle zone ad alto traffico, in fondo a sale e vicino alle soglie. Evitare supporti in gomma o zerbini non ventilati.

▪ Usare tappini protettivi o cappucci nei mobili.

▪ Tagliare puntualmente gli artigli ai vostri animali domestici. Una adeguata igiene aiuta ad evitare graffi e segni sul pavimento.

Polverizzate uno spray e pulite

• 不要用湿拖把清洁木地板。过多的水会使地板膨胀，翘曲或变灰

• 不要用蜡、肥皂或其他家用清洁剂在木质地板上涂上漆面。他们会把地板的漆面漆暗。

• 不要让沙子、灰尘或沙子堆积起来。他们可以像砂纸：研磨和削弱你的地板装修。

• 定期打扫或对地板吸尘。建议每周一次。

• 及时清除打翻的水渍。

• 将垫子放在外部门上以隔绝沙子和砂砾。在交通频繁的路口使用地毯，在楼梯的末端和门口附近。避免使用橡胶背衬或不通风的地毯。

• 在家具角上使用保护垫。


• 修剪你的宠物的爪子，可以避免刮痕和抓痕。

进行喷雾和清洁

1 Remove dirt and grit. Elimine la suciedad y el polvo. Toglie lo sporco e la polvere. 清除污垢和砂砾。



2 Spray with Bona Wood Floor Cleaner. Rocíe el limpiasuelos de madera Bona. Pulire con il pulitore per legno Bona. 喷上博纳木地板清洁剂。



3 Wipe with a slightly damp Bona Cleaning Pad. Limpie con la mopa Bona ligeramente húmeda. Si pulisce semplicemente passando un panno umido. 用稍微湿润的清洁垫擦拭。



Bona Wood Floor Cleaner

- Protection and care for your floor.
- Streak-free cleaning, without res dues.
- Effectively removes stains, dirt and grime.
- Cleans without adding water. Water can damage wood.
- Ready to use. Just spray and mop. No mixing. No bucked.
- Non-toxic and environmentally sound.
- Especially made for wooden floors by the specialists.

Limpiador para suelos de Madera Bona:

- Protección y cuidado para su suelo de madera.
- Limpieza antirrayas, sin dejar residuos.
- Elimina eficazmente las manchas y la suciedad.
- Limpia sin necesidad de agua. El agua puede dañar la madera.
- Listo para usar. Sólo pulverizar con el spray y limpiar. No hay que mezclar. No necesita cubo.
- No es tóxico y es respetuoso con el medioambiente.
- Especialmente hecho por especialistas para suelos de madera.

Pulitore per pavimenti in legno Bona

- Protezione e cura del pavimento.
- Pulitura senza lasciare residui ne striature.
- Rimuove efficacemente le macchie e lo sporco più ostinato.
- Non è necessario aggiungere acqua. L'acqua può danneggiare il legno.
- Facile da usare. Si deve solo polverizzare e pulire con lo scopettone. Non è necessario mescolare prodotti. No serve il secchio.
- Non produce inquinamento acustico o ambientale.
- Creato appositamente per il pavimento da specialisti.

博纳木地板清洁剂

- 保护和爱护你的地板。
- 无条痕清洁，无需过多费用。
- 有效地去除污渍和污垢。
- 清洁时不加水。水会损坏木头。
- 准备使用时就用喷雾和拖把。不可混合。清洁动作不可过于剧烈
- 无毒，环保
- 尤其是由专家们制作的木地板。



Available in a 1 litre spray bottle as a 4 litre refill. Use together with the Bona Cleaning Pad in microfibre.

Disponibile en spray de 1 litro, o en envase de 4 litros. Usar junto con la mopa Bona de microfibra.

Disponibile in confezioni da un litro e in ricambi da 4 litri. Da utilizzarsi insieme al panno in micro fibra Bona.

可在1升的喷雾瓶中作为4升的替换。使用微纤维的博纳清洁垫

TECHNICAL FEATURES / INFORMAZIONI TECNICHE / INFORMAZIONI TECNICHE / 技术特点

SIMB	CARACTERISTICAS CARATTERISTICHE FEATURES	NORMA NORMA NORM	VALORES NORMA VALORI NORMA NORM VALUE	VALORES STP VALORI STP STP VALUE
	Clase de uso Classe d'uso Level of Use	EN685	-	Domestic - 23 Commercial - 32
	CE Certificado CE Certificato CE Certification	EN1432	-	EN1432:2006 + A1
	Garantía Garanzia Warranty	-	-	12 years
	Contenido en humedad Contenuto umidità Moisture content	EN322	4% - 11%	6%
	Espesor de la capa superior Spessore dello strato superiore Thickness of the top layer	EN14354	-	0.6 mm
	Desviación del espesor Deviazione dello spessore Deviation of thickness	EN14354	-	≤ 0.5 mm
	Desviación planimetría Deviazione di planarità Flatness deviation	EN324-2	-	1.5 mm/m
	Cohesión interna Legame interno Internal bond	EN319	-	> 1.5 N/mm ²
HDF	Densidad Densità Density	EN323	-	900 kg/m ³
	Peso / m ² Peso / mq Weight / sqm	-	-	8.5 kg/m ²
	Distensión del espesor Distensione dello spessore Thickness distention	EN317	< 18%	< 12%
	Resistencia a la abrasión Resistenza all'abrasione Resistance to abrasion	EN14354 ANNEX D	≥ 4000 revolutions	5000 revolutions
	Resistencia al impacto Resistenza all'impatto Impact resistance	EN14354 ANNEX C	>1200 (EC2)	EC2
	Brillo Luminosità Gloss	-	-	15%
	Resistencia a la rueda de la silla Effetto di una sedia a rotelle Castor chair resistance	EN425	-	NO VISIBLE CHANGE
	Resistencia a quemadura de cigarrillo Resistenza alle sigarette Burning cigarette	EN438-2/2005	-	CLASS 3
	Calefacción por suelo radiante / refrigeración Riscaldamento a pavimento / raffreddamento Underfloor heating / cooling	-	-	OK
	Conductividad térmica Conduttività termica Thermal conduction	EN12524	-	0.17 W/mK
	Rendimiento antiestático Rendimento antistatico Antistatic performance	EN1815	< 2 Kv	< 2 Kv
	Durabilidad biológica Durabilità biologica Biological durability	EN335-1 / EN335-2	-	PURE WOOD
	Emisión Formaldehído Emissione di Formaldeide Formaldehyde emission	EN717-2:95	E1	E1 (< 3.5 mg/m ² h)
	Reacción al fuego y generación de humo Reazione al fuoco e generazione del fumo Fire reaction and smoke generation	EN13501	-	CLASS B _{#s1}
	Resistencia al deslizamiento Resistenza allo scivolamento Skid resistance	EN13893	-	DS

SUPPORT	HDF-E1 Waterproof
THICKNESS	9.8 mm
INSTALLATION	Floating without glue or glued down*
TECNOLOGY	SSI (SUPER-STRONG IMPREGNATION)
FINISH	TRAFFIC BRUSHED

SOPORTE	HDF-E1 Hidrófugo
ESPESOR	9.8 mm
INSTALACIÓN	Flotante sin cola o encolado*
TECNOLOGÍA	SSI (SUPER-STRONG IMPREGNATION)
ACABADO	TRAFFIC BRUSHED

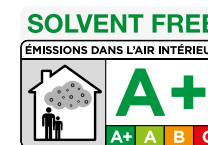
SUPPORTO	HDF-E1 Idrofugo
SPESSORE	9.8 mm
INSTALLAZIONE	Flottante senza colla o incollato*
TECNOLOGIA	SSI (SUPER-STRONG IMPREGNATION)
FINITURA	TRAFFIC BRUSHED

支持	HDF-E1防水
厚度	9.8毫米
安装	漂浮没有胶水或胶合*
技术支持	SSI (超强浸渍)
完	交通掠过



The mark of responsible forestry

CERTIFICATION FSC®, which identifies the products containing wood originated from forests which are managed in a correct and responsible way according to rigorous environmental, social and economical standards. The originating forest is controlled and valued independently according to these standards (principles and rules for a good forest management) which are established and approved by the Forest Stewardship Council a.c. with the participation and the consent of the involved parts. FSC under request.



*Encolado con cola super elástica / Incollato con colla superelastica / Glued down with super elastic glue

PACKING WOODPEAK V14										19/06/2019
FORMAT	SQM/PC	SQM/BOX	PC/BOX	WEIGHT/ BOX	PC/PAL.	BOX/ PAL.	SQM/PAL.	MES/PALLETS	F/C	~WEIGHT/ PAL.
Wpk⁺										
290x290	0,0841	2,3548	28	20kg	728	26	61,2248	1230x620x1080	F13C2	555kg
580x580	0,3364	2,3548	7	20kg	182	26	61,2248	1230x620x1080	F13C2	555kg
580x290	0,1682	2,3548	14	20kg	364	26	61,2248	1230x620x1080	F13C2	555kg
870x290	0,2523	3,0276	12	25kg	336	28	84,7728	1230x920x1065	F14C2	740kg
1160x580*	0,6728	3,3640	5	28kg	85	17	57,1880	1230x620x1130	F17C1	540kg
1160x290*	0,3364	3,3640	10	28kg	170	17	57,1880	1230x620x1130	F17C1	540kg
Tavole Wpk										
580x145	0,0841	2,3548	28	20kg	728	26	61,2248	1230x620x1080	F13C2	555kg
870x145	0,1262	3,0288	24	25kg	672	28	84,8064	1230x920x1065	F14C2	740kg
1160x195	0,2262	3,3930	15	28kg	255	17	57,6810	1200x640x1130	F17C1	540kg
1160x145	0,1682	3,3640	20	28kg	340	17	57,1880	1230x620x1130	F17C1	540kg
2320x195	0,4524	3,6192	8	30kg	384	48	173,7216	2368x894x1150	F12C4	1580kg
2320x145	0,3364	3,0276	9	25kg	450	50	151,3800	2368x894x1100	F10C5	1380kg
Wpk Chevron										
410x145	0,0595	1,6660	28	15kg	728	26	43,3160	1230x620x1080	F13C2	400kg
580x205	0,1189	1,9024	16	16kg	480	30	57,0720	1080x920x1140	F6C5	530kg
580x145	0,0841	1,8502	22	15kg	660	30	55,5060	1080x920x1140	F6C5	520kg
870x205	0,1784	2,8544	16	23kg	480	30	85,6320	1140x1140x1140	F6C5	740kg
870x145	0,1262	2,7764	22	22kg	660	30	83,2920	1140x1140x1140	F6C5	740kg
Wpk DESIGN										
Triangle 580x580	0,1682	2,3548	14	20kg	364	26	61,2248	1230x620x1080	F13C2	555kg
Silhouette 783x580	0,3364	2,0184	6	18kg	168	28	56,5152	1214x820x1009	F14C2	520kg
Trapezium 580x145	0,0631	1,7668	28	15kg	728	26	45,9368	1230x620x1080	F13C2	410kg
Trapezium 870x145	0,1051	2,5224	24	21kg	672	28	70,6272	1230x920x1065	F14C2	595kg
Hexagon 580x502	0,2185	1,5295	7	13kg	182	26	39,7670	1230x620x1080	F13C2	380kg
Diamond 502x290	0,0728	1,5288	21	13kg	546	26	39,7488	1230x620x1080	F13C2	380kg
Morisco 290x290	0,0467	1,3076	28	11kg	728	26	33,9976	1230x620x1080	F13C2	310kg
Squama 290x290	0,0471	1,6485	35	14kg	910	26	42,8610	1230x620x1080	F13C2	380kg
Braid 580x145 A	0,0736	0,5152	7	19kg	182	26	57,4028	1230x620x1080	F13C2	500kg
580x145 B	0,0736	0,5152	7	19kg	182	26	57,4028	1230x620x1080	F13C2	500kg
615x410 Hex	0,1682	1,1774	7	19kg	182	26	57,4028	1230x620x1080	F13C2	500kg
Spike 416x285	0,1027	2,4648	24	22kg	672	28	69,0144	1230x920x1065	F14C2	650kg
Arrow 725x145	0,0946	2,2704	24	19kg	672	28	63,5712	1230x920x1065	F14C2	540kg
Premium¹⁶										
Trencadis 16 1160x580	0,6728	2,0184	3	28kg	51	17	34,3120	1230x620x1150	F17C1	540kg
Versailles 16 580x580	0,3364	1,6820	5	20kg	130	26	43,7320	1230x620x1150	F13C2	555kg

*For **WpkRhombus** pattern, please, consider the same packing as Wpk+ 1160x290 mm; and for **WpkTrencadis 10** the same as Wpk+ 1160x580 mm.


100% Made in Spain



WOODPEAK+ 580X580 - 580X290 OAK PIAZZA DEI SIGNORI (M.TYPE O)



WOODPEAK+ 1160X290 OAK SMOKED RED - WENGE (M.TYPE X)



WOODPEAK+ 580X580 - 580X290 AMERICAN WALNUT SBIANCATO (M.TYPE O)



CHEVRON 580X145 OAK LIMESTONE (M.TYPE CHV-A)



SQUAMA 290X290 IROKO NATURAL
*PATTERN ONLY VALID FOR GLUED DOWN INSTALLATION



TRAPEZIUM 580X145 OAK SBIANCATO - OAK BLACK PEARL - AMERICAN WALNUT HONEY - WOODPEAK+ 290X290 OAK SBIANCATO - OAK BLACK PEARL (M.TYPE TRP-C)



TRIANGLE 580X580 OAK EXTRA WHITE - OAK LIMESTONE (M.TYPE TRG-B)




SILHOUETTE 783X580 OAK NATURAL



SILHOUETTE 783X580 AMERICAN WALNUT NATURAL

100% Made in Spain

Townfield Flooring S.L. reserves the right to withdraw, change, amend, modify the colors, species, dimensions, specifications, products, policies or procedures described in this catalogue.



LIVING GREEN FLOORS

Townfield Flooring S.L.

Central Offices & Factory Plant.

C/ Olocau del Rei 3 D (transversal CV-20. km 2,5)

Apdo. correos / P.O. Box 211.

12540 Vila-real / Castellón / Spain

Tel. (34) 964 785 121

Fax (34) 964 626 583

info@stp-woodflooring.com

www.stp-woodflooring.com/woodpeak

eurolegno distribution inc.
US and Canada distribution

5333 Ferrier

Montreal, Quebec

Canada, H4P 1M1

Tel: # 001 - 514 - 863 - 9416

info@eurolegnoluxuryfloors.com

LOCKSTP®

EXCELLENT GLUELESS SYSTEM

Glueless System Patent-protected worldwide